

AURORA[®]

A F R I C A



Lighting Solutions

Edition Two



Aurora Lighting Africa is a leading provider of LED lighting and technology solutions, recognised for its excellence in quality, reliability, and service. We proudly serve the Commercial, Industrial, Hospitality, and Retail sectors across the African continent.

With award-winning marketing and distribution capabilities, we specialise in the design, manufacturing, and supply of cutting-edge, energy-efficient lighting solutions tailored for various projects. Our commitment extends beyond illumination. We prioritise lighting that enhances health, productivity, safety, and comfort while driving sustainability and reducing environmental impact.

Andrew Johnson - Founder



RETAIL



COMMERCIAL

More Innovations, New Catalogue, New Website

Our latest catalogue showcases a wide range of new and innovative products, including a cutting-edge selection of high-efficiency luminaires and versatile colour and wattage selectable options.

The Aurora Africa Projects 2025 Catalogue features an expanded portfolio across the commercial, industrial, hospitality, and retail sectors. This includes downlights, track lighting, pendants, highbays, linears, panels, LED strip, and emergency fittings—offering a comprehensive lighting solution to meet diverse project requirements.

Additionally, all products are now available on our newly enhanced website, designed to deliver an improved user experience. The upgraded platform offers intuitive navigation, detailed product information, specification sheets, IES files, a dedicated case study section, and more.

At Aurora Lighting Africa, we remain committed to continuous innovation introducing new products while optimising the efficiency and design of our most popular ranges.



AURORA AFRICA, HEAD OFFICE

At the Forefront of Lighting & Technology

At the core of our process is over 25 years of knowledge and experience, which has enabled Aurora Lighting Africa to provide personalised lighting solutions for many renowned global brands.

With an entrepreneurial spirit and passion for inspirational lighting, we are at the forefront in the development of bespoke energy saving lighting solutions servicing Commercial, Industrial, Hospitality and Retail installations.

Expert Teams & Bespoke Service

With a team of in-house experts, we provide a comprehensive, end-to-end lighting solution, including consultation, lighting design, project management, installation, after-care, and maintenance.

Our approach is fully tailored to meet the unique needs of each client, ensuring optimal lighting solutions that enhance every space’s functionality, aesthetics, and efficiency.



INDUSTRIAL



HOSPITALITY

In-House Manufacturing Sales & Distribution

Manufacturing is at the heart of our capabilities, offering over 25 years of experience.

Aurora’s compliance team ensures adherence to latest legislations and standards, providing representation on lighting industry bodies.

Driving Change for the Environment

Aurora Lighting Africa is continuing to develop and implement sustainable business practices.

Last year we changed the packaging used for many of our products, which are now cushioned using eco-friendly packaging materials. We are now taking this further and researching appropriate sustainable materials that can be used in our fittings.

LIGHTING SOLUTIONS

Downlighting

Downlighting

48V Track

1&3 Circuit Track

Pendants



Lumi-Fit+™ 12



EDLM™ 24

NEW



FortyEight™ Low Glare 38



Zenith™ 56

NEW



TearDrop™ 68



PavoCWS™ 14



Curvee L™ 26

NEW



FortyEight™ Recessed 40



Ray™ 58

NEW



Halo™ 70

NEW



Nova™ 16



Baffle™ 28

NEW



FortyEight™ Directional 42



Arcus+™ 60

NEW



Piper™ 72

NEW



Reflector-Fit™ 18



EDLM Spring™ 30

NEW



FortyEight™ Track Spot 44



Cyclops™ 62

NEW



Retail Spot™ 20



Karden 32

NEW



FortyEight™ Track Spot 46



1&2 Circuit Track Accessories 64 & 65

NEW

NEW



Genie™ 22



Pillar™ 34

NEW



FortyEight™ Pendant 48

NEW



FortyEight™ Pendant 50

NEW



FortyEight™ Accessories 52

Lamps

Panels

Retail Linears

Linears / Battens

Highbays

NEW



ClearVu™ Lamp 76



CyaLux™ 600x600mm 92



Lumi-Line™ 100

NEW



Vector™ 106

NEW



Discovery™ 116



ICE™ Lamp 78



CyaLux™ 1200x600mm 92



Axis™ 102



LinearPac+™ 108

NEW



Sky™ 118



ICE™ LampPro 80



BackLite+™ 600x600mm 94



Linium+™ 102

NEW



BatPac+™ 110



Cosmos+™ 120



Emergency GU10 82



BackLite+™ 1200x600mm 94

NEW



Hydro-Link+™ 112



Emergency E27/B22 84



BackLite+™ 1200x300mm 94



Eco™ 86



Candle & Golf Ball 88

LIGHTING SOLUTIONS

Flood Lighting

Bulkheads

Wall Lighting

Strip Lighting

Emergency

NEW  Helius+™ 50 124	NEW  DuraMax™ 128	NEW  Iris™ 138	 24V COB ECO 154-155	 3.5W EM Downlight™ 172
NEW  Helius+™ 100 124	NEW  DuraGlo™ 130	 WallE ProMax™ 140	 24V COB PRO 156-157	 6W EM Downlight™ 173
NEW  Helius+™ 200 124	NEW  Orbital™ 132	NEW  Polar™ 142	 24V COB CX & RGBW 158-159	 Ceiling / Wall Mount 174
NEW  Helius+™ 300 124	 HerculesCS+™ 134	NEW  Eclipse™ 144	 24V RGB & RGBCX 160-161	 Recessed Mount 174
NEW  Helius+™ 400 124		 Comet™ 146	 24V High Efficiency 162-163	 Suspension Mount 174
		NEW  Brix™ 148	 48V Ultra Long 164-165	 Track Mount 174
		NEW  Bullet™ 150	 24V Low Wattage 1166	 2W EM Track Light 174
			 24V Eco 167-168	

Strip Controllers

NEW



2 in 1 Controller 178

NEW



3 in 1 Controller 178

NEW



5 in 1 Controller 178

NEW



Single Colour Controller 178

NEW



5 in 1 Controller 178

NEW



IP65 5 in 1 Controller 178

NEW



2.4GHz Gateway 179

Strip Remotes

NEW



3 Zone Standing Remote 178

NEW



4 Zone Remote 178

NEW



8 Zone Remote 178

Drivers

NEW



24V/48V Non-Dimmable 180

NEW



24V Dimmable 180

NEW



DALI 24V/48V 180

Dimmers

NEW



1-10V Dimming Module 183

NEW



250W T&L Edge Dimming Module 183

NEW



100W Bell Press Dimming Module 183

NEW



250W & 500W Bell Press Dimming Module 183

5A Cord Set 183

Sensors

NEW



1200W (Incandescent) / 600W (LED) 184

NEW



2000W (Incandescent) / 1000W (LED) 184

NEW



2000W (Incandescent) / 1000W (LED) 184

NEW



2000W (Incandescent) / 1000W (LED) 184



With a robust infrastructure spanning the African continent, cutting-edge product ranges, and a team of specialised experts, we guarantee quality-compliant, customised solutions delivered on time, every time.

At Aurora Lighting Africa, partnerships are the cornerstone of our success. We deliver comprehensive consultancy and program management services alongside state-of-the-art lighting solutions tailored to meet the diverse needs of key industries.

Our unwavering commitment to excellence ensures our customers receive unparalleled support across every touch point, including product selection, customer service, and account management.

YOUR AFRICAN PARTNER



Servicing:

South Africa, Botswana,
Cameroon, DRC, Egypt, Ethiopia,
Gabone, Ghana, Kenya, Lesotho,
Mauritius, Mozambique, Namibia,
Nigeria, Reunion, Rwanda,
Seychelles, Swaziland, Tanzania,
Zambia & Zimbabwe.

Explore our innovative product ranges and experience our state of the art showroom in Bryanston, Johannesburg.

**Contact us to book a showroom visit:
Call: +27 (0) 11 234 4878**

We excel in delivering efficient and effective lighting solutions to our core industries: Retail, Commercial, Industrial and Hospitality.

As we look to the future, we remain steadfast in our mission to empower our customers with the tools and support needed to achieve outstanding results.

Choose Aurora Lighting Africa- where innovation meets reliability.



Lighting Design

Focused on Function



Lumen output data subject to variance of +/-5%

Aurora Lighting Africa's expert lighting designers work alongside our experienced sales team to maximise the positive impact of lighting quality and energy savings within any project. For more information please contact your local sales office.

Product Development

The Right Products at the Right Time



Product development has always been a key strength for the Aurora Lighting Africa. This extends to our projects division, where we have over 25 years of experience in manufacturing and procuring the right products for our customers.

The Focus On You

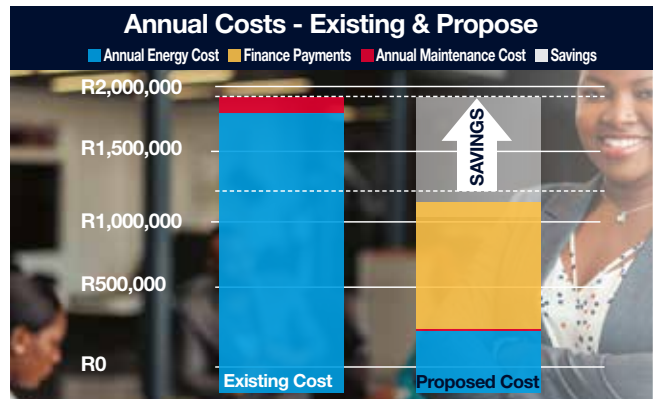
Offering More Than Just Great Lighting



We have invested in the future and technology as we see the added value in utilising the lighting infrastructure to provide more than just quality lighting. Get in touch to find out how we can support you in your business.

Tailored Finance

We Offer Funded Solutions



Zero Capital Cost* | Cash Positive from Day 1* | Finance Available
A tailored solution still has to be paid for, so why not take up our finance offer to spread the cost? Coupled with energy savings from replacing less efficient lights, this will often see you being cash positive from day 1.

VERTICALS

RETAIL



big box brands | stores | shops

Highlighting a retail brand's products, service and experience through lighting is essential, engaging potential retail customers, creating a comfortable shopping experience and showcasing signature elements of any brand.

COMMERCIAL



offices | hospitals | education

In order to deliver on energy targets, enhance work environments, meet customer and employee expectations, Aurora Lighting Africa offer tailored lighting solutions for any requirement, enveloped within a service, offering full support from consultation.



INDUSTRIAL

warehousing | manufacture | fabrication

At Aurora Lighting Africa, we understand that every building is unique and we offer a range of solutions designed to generate the best light output and distribution appropriate for each area to aftercare.



HOSPITALITY

clubs | hotels | restaurants

To create mood and ambience for a relaxed, comfortable environment with a high-end look and feel, Aurora Lighting Africa use their extensive experience to specify the best solutions.

DOWNLIGHTING





DOWNLIGHTING

Wattage Selectable High Efficiency Recessed Downlights

Designed for a variety of applications, ideal for retrofit solutions with a wide range of cutouts available

Wattage selectable

Delivering up to 140lm/W

Up to 100° beam angle

Lifetime not affected by frequent switching e.g. when using occupancy controls

Plug and play remote driver for easy installation

Low profile fixture, ideal for installations with limited ceiling void depths

Opal diffuser to reduce glare and for even light distribution

Flicker free

1.5kV surge protection

Lumi-Fit+™

7 YEAR WARRANTY



HIGH EFFICIENCY

PLUG + PLAY

**THINK LUMENS NOT WATTS
LOWER ENERGY - SAME LUMENS**

Downlighting

WATTAGE SELECTABLE

3000K

6W	760lm
8W	1000lm
10W	1300lm
12W	1550lm
14W	1800lm

AA-DLHWS4-30 (4")

4000K

6W	800lm
8W	1000lm
10W	1350lm
12W	1600lm
14W	1900lm

AA-DLHWS4-40 (4")

9W	1150lm
11W	1450lm
14W	1900lm
17W	2300lm
22W	2950lm

AA-DLHWS6-30 (6")

9W	1200lm
11W	1550lm
14W	2000lm
17W	2400lm
22W	3100lm

AA-DLHWS6-40 (6")

14W	2000lm
18W	2550lm
22W	3100lm
26W	3650lm
30W	4200lm

AA-DLHWS8-30 (8")

14W	2100lm
18W	2700lm
22W	3250lm
26W	3800lm
30W	4400lm

AA-DLHWS8-40 (8")

26W	3600lm
30W	4100lm
33W	4400lm
36W	4900lm
38W	5200lm

AA-DLHWS10-30 (10")

26W	3700lm
30W	4200lm
33W	4500lm
36W	5100lm
38W	5400lm

AA-DLHWS10-40 (10")



Shown with AA-DLA6 surface mount accessory



Side profile

Specification

Installation Type	Recessed
Input Voltage	220 - 240V
Luminaire Materials	Aluminium, Polycarbonate
Lifetime	50,000
CRI	80
IK Rating	IK04
IP Rating	IP54
Warranty	7 Years

Wattage Selectable High Efficiency Recessed Downlights

Cat. No.	Watts	lm/W	Lumens	Colour	Beam
4"					
AA-DLHWS4-30	6W / 8W / 10W / 12W / 14W	up to 125	760lm - 1800lm	3000K	90°
AA-DLHWS4-40	6W / 8W / 10W / 12W / 14W	up to 130	800lm - 1900lm	4000K	90°
6"					
AA-DLHWS6-30	9W / 11W / 14W / 17W / 22W	up to 130	1150lm - 2950lm	3000K	90°
AA-DLHWS6-40	9W / 11W / 14W / 17W / 22W	up to 140	1200lm - 3100lm	4000K	90°
8"					
AA-DLHWS8-30	14W / 18W / 22W / 26W / 30W	up to 130	2000lm - 4200lm	3000K	90°
AA-DLHWS8-40	14W / 18W / 22W / 26W / 30W	up to 140	2100lm - 4400lm	4000K	90°
10"					
AA-DLHWS10-30	26W / 30W / 33W / 36W / 38W	up to 130	3600lm - 5200lm	3000K	100°
AA-DLHWS10-40	26W / 30W / 33W / 36W / 38W	up to 140	3700lm - 5400lm	4000K	100°

Colour :



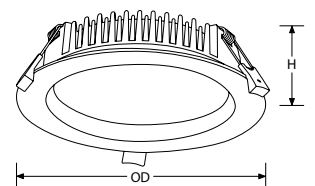
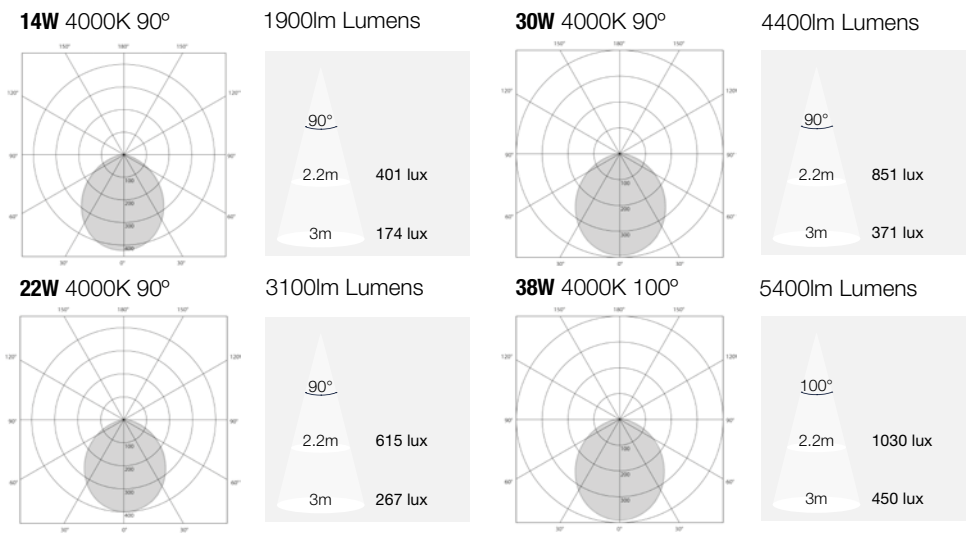
White

Triac, Dali, 1-10V dimmable & EM options available, contact sales office for more information

Accessories

- AA-DLA4** 4" Surface mount accessory
- AA-DLA6** 6" Surface mount accessory
- AA-DLA8** 8" Surface mount accessory

Downlighting



- AA-DLHWS4 (4")**
(H) 53mm Height
(OD) 145mm Overall (Ø)
(CO) 120-130mm Cutout (Ø)
- AA-DLHWS6 (6")**
(H) 53mm Height
(OD) 190mm Overall (Ø)
(CO) 160-170mm Cutout (Ø)
- AA-DLHWS8 (8")**
(H) 53mm Height
(OD) 228mm Overall (Ø)
(CO) 200-210mm Cutout (Ø)
- AA-DLHWS10 (10")**
(H) 53mm Height
(OD) 280mm Overall (Ø)
(CO) 230-260mm Cutout (Ø)

Colour & Wattage Selectable Aluminium Downlights

Colour temperature can be switched between 3000K, 4000K and 5700K

Wattage selectable

Delivering up to 99lm/W

Select colour temperature and wattage prior to installation

Adjustable cutout between 65mm and 205mm

120° beam angle

Supplied with integrated non-dimmable driver

Can be surface mounted

Flicker free

0.5kV surge protection

PavoCWS™



COLOUR SELECTABLE



3000K, 4000K & 5700K

WATTAGE SELECTABLE



Switch between 10W, 13W & 16W


Flexible installation:




Adjustable cut-out 65mm-205mm



Adjustable bracket for multiple cut-out sizes between 65mm-205mm



Front view



Side profile

Specification

Installation Type	Recessed Surface
Input Voltage	220 - 240V
Luminaire Materials	Aluminium, Polycarbonate
Lifetime	50,000
CRI	80
IK Rating	IK06
IP Rating	IP20
Warranty	5 Years

Colour & Wattage Selectable Aluminium Downlights

Cat. No.	Watts	lm/W	Lumens	Colour	Beam
EN-CWS1	10W	94	940lm	3000K	120°
		96	960lm	4000K	120°
		99	990lm	5700K	120°
	13W	92	1190lm	3000K	120°
		92	1200lm	4000K	120°
		97	1260lm	5700K	120°
	16W	84	1350lm	3000K	120°
		85	1360lm	4000K	120°
		90	1450lm	5700K	120°

Colour :

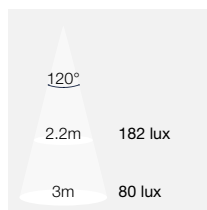
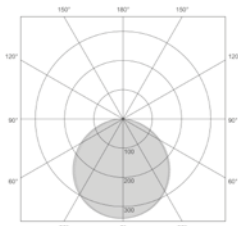


White

EM options available, contact sales office for more information

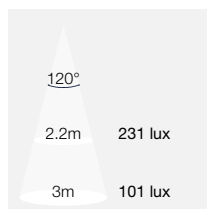
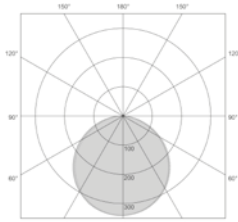
10W 4000K 120°

960 Lumens



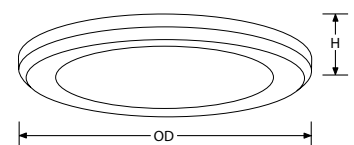
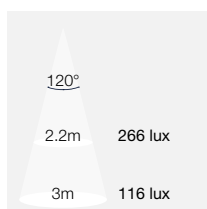
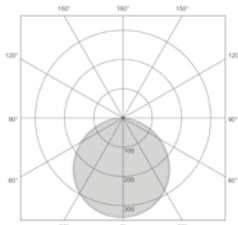
13W 4000K 120°

1200 Lumens



16W 4000K 120°

1360 Lumens



EN-CWS1

(H) 16mm Height

(OD) 235mm Overall (Ø)

(CO) 65mm -205mm Cutout (Ø)

Wattage & Colour Selectable Low Glare Downlights

Colour temperature can be switched between 3000K and 4000K

Wattage selectable

Designed for a variety of applications, ideal for retrofit solutions with a wide range of cutouts available

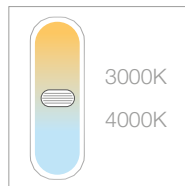
Delivering up to 135lm/W

Low UGR reflector

Flicker free

1.5kV surge protection

COLOUR SELECTABLE



WATTAGE SELECTABLE

3000K

5W	510lm
6W	640lm
7W	750lm
8W	850lm

AA-DLNWS4-CS (4")

6W	650lm
8W	880lm
10W	1150lm
12W	1400lm
13W	1500lm

AA-DLNWS6-CS (6")

10W	1100lm
12W	1340lm
15W	1770lm
17W	2040lm
20W	2400lm

AA-DLNWS8-CS (8")

18W	2160lm
20W	2440lm
22W	2730lm
25W	3150lm
30W	4000lm

AA-DLNWS10-CS (10")

4000K

5W	530lm
6W	660lm
7W	780lm
8W	900lm

AA-DLNWS4-CS(4")

6W	670lm
8W	910lm
10W	1180lm
12W	1440lm
13W	1600lm

AA-DLNWS6-CS (6")

10W	1130lm
12W	1380lm
15W	1800lm
17W	2090lm
20W	2500lm

AA-DLNWS8-CS (8")

18W	2230lm
20W	2520lm
22W	2820lm
25W	3250lm
30W	4100lm

AA-DLNWS10-CS (10")

Nova™

**7 YEAR
WARRANTY**

NEW



**LOW
UGR**

**HIGH
EFFICIENCY**

**THINK LUMENS NOT WATTS
LOWER ENERGY - SAME LUMENS**



Wattage selectable



Side profile

Specification

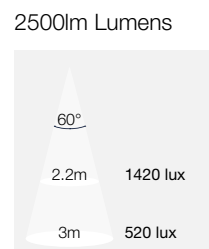
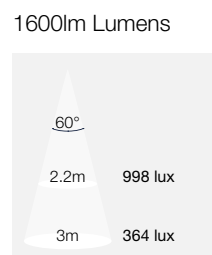
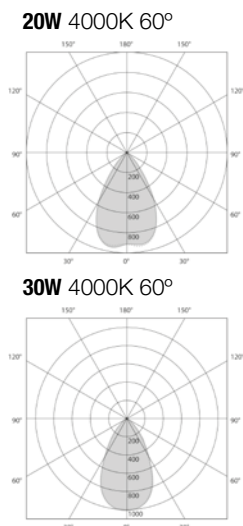
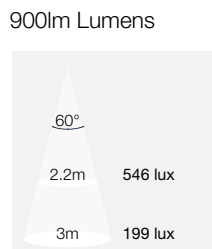
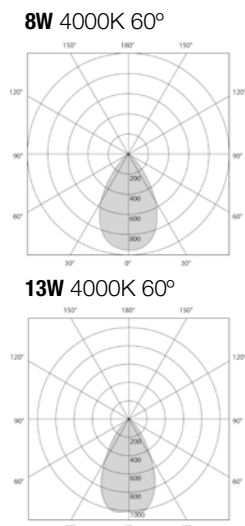
Installation Type	Recessed
Input Voltage	220 - 240V
Luminaire Materials	Aluminium
Lifetime	50,000
CRI	80
IK Rating	IK03
IP Rating	IP54
Warranty	7 Years

**Wattage & Colour Selectable
Low Glare Downlights**

Cat. No.	Watts	lm/W	Lumens	Colour	Beam	Colour options:
4"						
AA-DLNWS4-CS*	5W / 6W / 7W / 8W	up to 113	510lm - 900lm	3000K / 4000K	60°	
6"						
AA-DLNWS6-CS*	6W / 8W / 10W / 12W / 13W	up to 123	650lm - 1600lm	3000K / 4000K	60°	Black White
8"						
AA-DLNWS8-CS*	10W / 12W / 15W / 17W / 20W	up to 125	1100lm - 2500lm	3000K / 4000K	60°	
10"						
AA-DLNWS10-CS*	18W / 20W / 22W / 25W / 30W	up to 135	2160lm - 4100lm	3000K / 4000K	60°	

*Add suffix **W** or **BLK** for White or Black finish

Triac, Dali, 1-10V dimmable & EM options available, contact sales office for more information



- AA-DLNWS4-CS (4")**
(H) 65mm Height
(OD) 115mm Overall (Ø)
(CO) 90-95mm Cutout (Ø)
- AA-DLNWS6-CS (6")**
(H) 77mm Height
(OD) 145mm Overall (Ø)
(CO) 120-130mm Cutout (Ø)
- AA-DLNWS8-CS (8")**
(H) 97mm Height
(OD) 190mm Overall (Ø)
(CO) 160-170mm Cutout (Ø)
- AA-DLNWS10-CS (10")**
(H) 111mm Height
(OD) 235mm Overall (Ø)
(CO) 200-210mm Cutout (Ø)

High Powered Aluminium COB Downlights

High powered COB with a multi faceted aluminium reflector

Downlight for commercial applications

Delivering 120lm/W

Flicker free

60° beam angle for maximum light distribution

Tempered glass

Flicker free

1.5kV surge protection

Reflector-Fit™

7 YEAR WARRANTY

NEW



Front view



Side profile

Specification

Installation Type	Recessed
Input Voltage	220 - 240V
Luminaire Materials	PC Reflector / Tempered Glass
Lifetime	50,000
CRI	80
IK Rating	IK03
IP Rating	IP54 front / IP20 Back
Warranty	7 Years

High Powered Aluminium COB Downlights

Cat. No.	Watts	lm/W	Lumens	Colour	Beam
AA-DLR412-40*	12W	117	1400lm	4000K	60°
AA-DLR620-40*	20W	120	2400lm	4000K	60°
AA-DLR7430-40*	30W	120	3600lm	4000K	60°
AA-DLR8940-40*	40W	120	4800lm	4000K	60°

*Add suffix **W** or **BLK** for White or Black finish

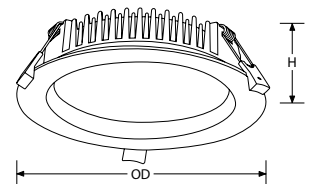



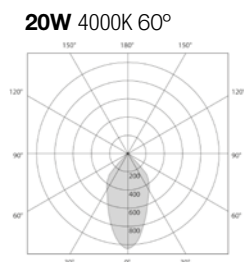

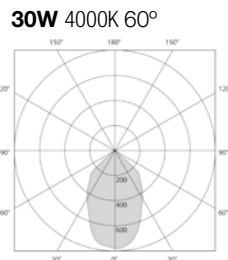
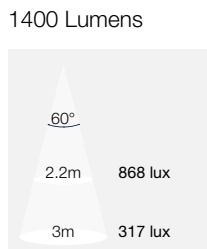
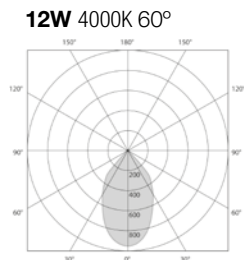
Triac, Dali, 1-10V dimmable & EM options available, contact sales office for more information

3000K / 3500K available on request contact sales office for more information

Colour options:



Black White



AA-DLR412

(H) 53mm Height
(OD) 110mm Overall (Ø)
(CO) 90-95mm Cutout (Ø)

AA-DLR620

(H) 65mm Height
(OD) 145mm Overall (Ø)
(CO) 120-130mm Cutout (Ø)

AP-DLR7430

(H) 75mm Height
(OD) 190mm Overall (Ø)
(CO) 160-170mm Cutout (Ø)

AA-DLR8940

(H) 87mm Height
(OD) 225mm Overall (Ø)
(CO) 200-210mm Cutout (Ø)

Recessed Aluminium Adjustable Downlights

High power COB LED wallwasher, designed for retail and commercial applications

Delivering up to 117lm/W

Rotates 350° with a horizontal adjustment of 45°

No UV from the LED light source prevents stock fade and discolouration


Supplied with remote LED driver

Retail Spot™

7 YEAR WARRANTY



Front view



Rotates 350° with 45° horizontal adjustment

Specification

Installation Type	Recessed
Input Voltage	220 - 240V
Luminaire Materials	Die-Cast Aluminium
Lifetime	50,000
CRI	80
IP Rating	IP20
Warranty	7 Years

Recessed Aluminium Adjustable Downlights

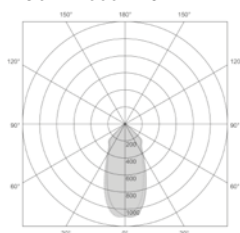
Cat. No.	Watts	lm/W	Lumens	Colour	Beam	Finish
EN-RSP345-30	30W	107	3200lm	3000K	45°	White
EN-RSP345-40	30W	117	3500lm	4000K	45°	White
EN-RSP345BLK-30	30W	107	3200lm	3000K	45°	Black
EN-RSP345BLK-40	30W	117	3500lm	4000K	45°	Black

Colour options:

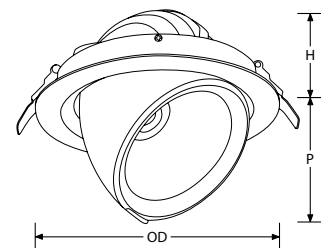
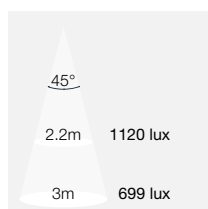


Triac, Dali, 1-10V dimmable & EM options available, contact sales office for more information
3500K available on request contact sales office for more information

30W 4000K 45°



3500 Lumens



EN-RSP

(H) 129mm Height
 (P) 85mm Projection
 (OD) 180mm Overall (Ø)
 (CO) 165-170mm Cutout (Ø)

**Baffled COB
Aluminium Downlights**

Low profile fixture, ideal for installations with limited ceiling void depths

Sleek baffled design with the light source recessed back to reduce glare

60° beam angle for uniform light distribution (non tilt option)

Flicker free

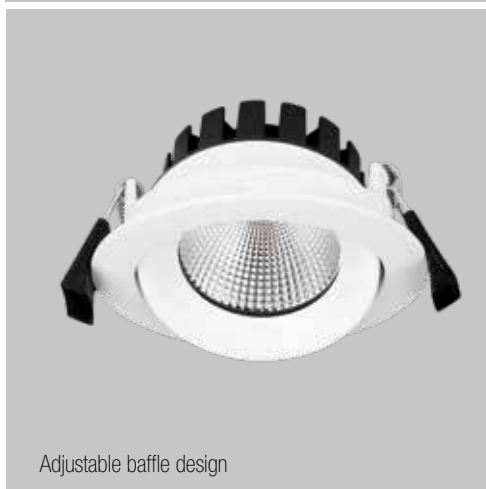
1.5kV surge protection

Genie™


NEW



Downlighting



Adjustable baffle design



Front view - adjustable

Specification

Installation Type	Recessed
Input Voltage	220 - 240V
Luminaire Materials	Aluminium
Lifetime L80	50,000
CRI	>80
IK Rating	IK03
IP Rating - Fixed	IP44
IP Rating - Adjustable	IP54 Front (IP20 Back)
Warranty	5 Years

Baffled COB Aluminium Downlights

Cat. No.	Watts	Colour	lm/W	Lumens	Beam	Type
Non-Dimmable						
AA-DLG7-30*	7W	3000K	93	650	60°	Fixed
AA-DLG7-40*	7W	4000K	100	700	60°	Fixed
AA-DLGT7-30*	7W	3000K	93	650	60°	Adjustable
AA-DLGT7-40*	7W	4000K	100	700	60°	Adjustable
Dimmable						
AA-DDLG10-30*	10W	3000K	93	930	60°	Fixed
AA-DDLG10-40*	10W	4000K	100	1000	60°	Fixed
AA-DDLGT10-30*	10W	3000K	93	930	60°	Adjustable
AA-DDLGT10-40*	10W	4000K	100	1000	60°	Adjustable

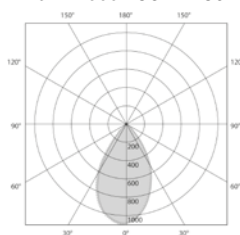
Colour options:



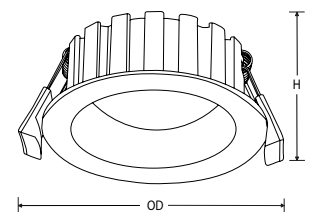
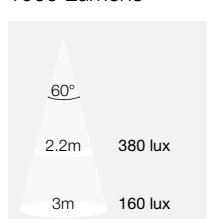
*Add suffix **W** or **BLK** for White or Black finish

Triac, Dali, 1-10V dimmable & EM options available, contact sales office for more information

10W 4000K 60° Fixed



1000 Lumens



AA-DLG7 / DLGT7

(H) 40mm Height
(OD) 95mm Overall (Ø)
(CO) 83mm Cutout (Ø)

AA-DDLG10 / DDLGT10

(H) 40mm Height
(OD) 95mm Overall (Ø)
(CO) 83mm Cutout (Ø)

**GU10 Lock Ring
Aluminium Downlights**

EN-DLM356 - Fixed

EN-DLM357 - Adjustable with
horizontal adjustment 30°

EN-DLM411 - Fixed IP65 Rated

EN-DLM611 - Baffled

AA-DLM380 - Adjustable Square
with horizontal adjustment 20°

GU10 lampholder included

GU10 Lamp (Lamp not included)

EDLM™



See pg. 76 & 78 (short form)
See pg's. 80 & 82 (long form)

EN-DLM356W



EN-DLM357W



EN-DLM411W



EN-DLM611MW

NEW



AA-DLM380B

Specification


Installation Type	Recessed
Input Voltage	220 - 240V
Luminaire Materials	Die Cast Aluminium
IP Rating	IP20 - IP65
Warranty	5 Years

GU10 Lock Ring Aluminium Downlights

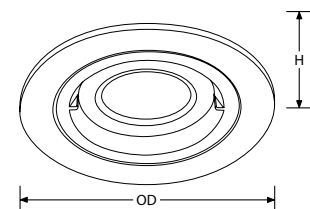
Cat. No.	Input	Horz. Adj.
IP20 Fixed		
EN-DLM356W*	240V	-
IP20 Adjustable		
EN-DLM357W	240V	30°
EN-DLM357SN	240V	30°
IP65 Fixed		
EN-DLM411W*	240V	-
Baffled		
EN-DLM611MW	240V	
Adjustable Square		
AA-DLM380W	240V	20°
AA-DLM380B	240V	20°

*Add Suffix **SN** for Satin Nickel (Brushed Aluminium) Finish

Colour options:



Lampholder with
earth point



EN-DLM356

(H) 115mm Height
(OD) 80mm Overall (Ø)
(CO) 70mm Cutout (Ø)

EN-DLM357

(H) 110mm Height
(OD) 95mm Overall (Ø)
(CO) 80mm Cutout (Ø)

EN-DLM411

(H) 130mm Height
(OD) 85mm Overall (Ø)
(CO) 72mm Cutout (Ø)

EN-DLM611

(H) 115mm Height
(OD) 81mm Overall (Ø)
(CO) 70mm Cutout (Ø)

AA-DLM380

(L) 85mm Length
(W) 85mm Width
(CO) 70mm Cutout (Ø)

**GU10 Baffled
Downlights**

Sleek baffled design with the light source recessed back to reduce glare

Aluminium Body

Low UGR

GU10 lampholder included

GU10 Lamp (Lamp not included)

Curvee L™

NEW



**LOW
UGR**

**WORKS WITH
GU10 LAMPS**



See pg. 76 & 78 (short form)
See pg's. 80 & 82 (long form)

Downlighting



Front Profile



Side profile

Specification

Installation Type	Recessed
Input Voltage	220 - 240V
Luminaire Materials	Die Cast Aluminium
IP Rating	IP20
Warranty	5 Years

GU10 Baffled Downlights

Cat. No.	Input
AA-DLM360W	240V
AA-DLM360B	240V

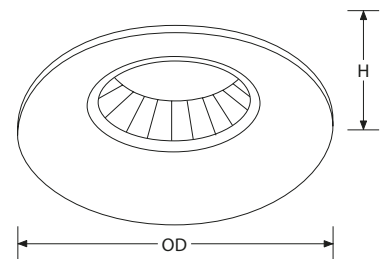
Colour options:



Black White



Lampholder with earth point



AA-DLM360
(H) 32mm Height
(OD) 76mm Overall (Ø)
(CO) 72mm Cutout (Ø)

**GU10 Baffled
Downlights**

Aluminium Body

Low UGR

GU10 lampholder included

GU10 Lamp (Lamp not included)

Baffle™

NEW



**LOW
UGR**

**WORKS WITH
GU10 LAMPS**



See pg. 76 & 78 (short form)
See pg's. 80 & 82 (long form)

Downlighting



Front Profile



Side profile

Specification

Installation Type	Recessed
Input Voltage	220 - 240V
Luminaire Materials	Die Cast Aluminium
IP Rating	IP20
Warranty	5 Years

GU10 Baffled Downlights

Cat. No.	Input
AA-DLM370W	240V
AA-DLM370B	240V

Colour options:

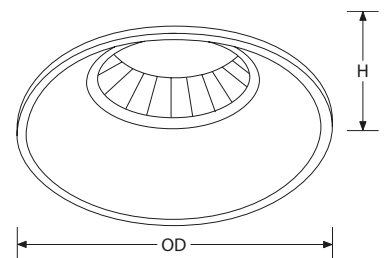


Black

White



Lampholder with
earth point



AA-DLM370

(H) 48mm Height

(OD) 85mm Overall (Ø)

(CO) 76mm Cutout (Ø)

**GU10 Spring Clip
Downlights**

Aluminium Body

Clip ring lamp retainer for fixed
and adjustable

GU10 lampholder included

GU10 Lamp (Lamp not included)

EDLM Spring™

NEW



See pg. 76 & 78 (short form)
See pg's. 80 & 82 (long form)

Downlighting



Adjustable



Side profile

Specification

Installation Type	Recessed
Input Voltage	220 - 240V
Luminaire Materials	Die Cast Aluminium
IP Rating	IP20
Warranty	5 Years

GU10 Spring Clip Downlights

Cat. No. Input

Fixed

AA-DLM211W 240V

AA-DLM211B 240V

AA-DLM211SN 240V

Adjustable

AA-DLM212W 240V

AA-DLM212B 240V

AA-DLM212SN 240V

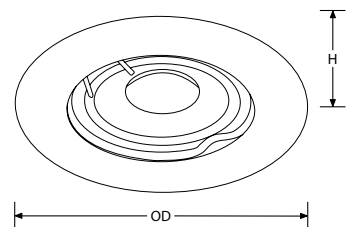
Colour options:



Black **White** **Satin Nickel**
Satin Nickel (Brushed Aluminium) Finish



Lampholder with
earth point



AA-DLM211
(H) 25mm Height
(OD) 78mm Overall (Ø)
(CO) 62mm Cutout (Ø)

AA-DLM212
(H) 25mm Height
(OD) 83mm Overall (Ø)
(CO) 72mm Cutout (Ø)

GU10 Multiple Downlights

GU10 ceiling mounted adjustable multiple downlights

Horizontal adjustment of 45°

GU10 lampholder included

GU10 Lamp (Lamp not included)

Karden™

NEW



WORKS WITH GU10 LAMPS




See pg. 76 & 78 (short form)
See pg's. 80 & 82 (long form)

AA-MGU103W triple



AA-MGU101W single



AA-MGU101W double

Specification

Installation Type	Recessed
Input Voltage	220 - 240V
Luminaire Materials	Die Cast Aluminium
IP Rating	IP20
Warranty	5 Years

GU10 Multiple Downlights

Cat. No.	Input	Horizontal Adjustment	Type
AA-MGU101*	240V	45°	Single
AA-MGU102*	240V	45°	Double
AA-MGU103*	240V	45°	Triple

*Add suffix **W** or **BLK** for White or Black finish

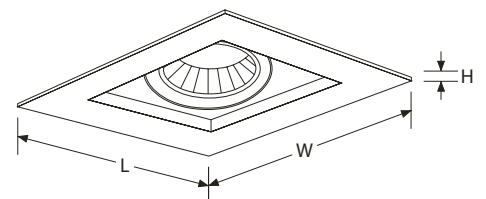
Colour options:



Black **White**



Lampholder with earth point



AA-MGU101

(L) 100mm Length
(W) 100mm Width
(H) 30mm Height
(CO) 90x90mm Cutout (Ø)

AA-MGU102

(L) 185mm Length
(W) 100mm Width
(H) 30mm Height
(CO) 170x90mm Cutout (Ø)

AA-MGU103

(L) 252mm Length
(W) 92mm Width
(H) 30mm Height
(CO) 252x92mm Cutout (Ø)

Surface Mount GU10 Downlights

Surface Mounted to take GU10 lamp

Flat lens GU10 compatible only

Recessed baffled design

GU10 lampholder included

GU10 Lamp (Lamp not included)

Pillar™

NEW



**WORKS WITH
GU10 LAMPS**



See pg. 76 & 78 (short form)
Designed for short form lamp



Front



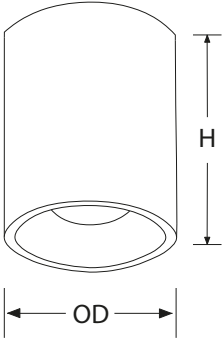
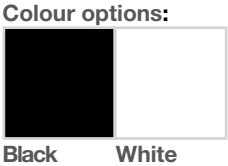
Side profile

Specification

Installation Type	Recessed
Input Voltage	220 - 240V
Luminaire Materials	Die Cast Aluminium
IP Rating	IP54
Warranty	5 Years

**Surface Mount
GU10 Downlights**

Cat. No.	Input
AA-SM115W	240V
AA-SM115B	240V



AA-SMU115
(L) 115mm Length
(OD) 85mm Overall (Ø)

48V TRACK

NEW



FortyEight™
Low Glare Recessed

38

NEW



FortyEight™
Recessed

40

NEW



FortyEight™
Low Glare Directional

42

NEW



FortyEight™
3W-7W Track Spot

44

NEW



FortyEight™
10W-20W Track Spot

46

NEW



FortyEight™
Pendant

48

NEW



FortyEight™
Low Glare Pendant

50

NEW



FortyEight™
Accessories

52





48V TRACK

48V Low Glare Recessed In-Track Linear Lighting

Slick and stylish, minimalistic, in-track, **low glare** linear luminaire

Designed to fit in Aurora Africa 48V track


CRI80 as standard, CRI90 available to order

Works with surface mounted and recessed track options

Drivers are required (Sold separately) see pg. 180 & 182

FortyEight™

NEW



MADE TO ORDER



AA-FEV-LU30 shown with surface mount track



AA-FEV-LU30 front view

48V Track

Specification

Installation Type	Track
Input Voltage	48V
Luminaire Materials	Aluminium
Lifetime	50,000
CRI	80 & 90
IK Rating	IK10
IP Rating	IP20
Warranty	5 Years

48V Low Glare Recessed In-Track Linear Lighting

Cat. No.	Watts	lm/W	Lumens	Colour	Beam	Length
AA-FEV-LU6*-30**	6W	83	500lm	3000K	24° / 36°	112mm
AA-FEV-LU6*-40**	6W	83	500lm	4000K	24° / 36°	112mm
AA-FEV-LU12*-30**	12W	83	1000lm	3000K	24° / 36°	220mm
AA-FEV-LU12*-40**	12W	83	1000lm	4000K	24° / 36°	220mm
AA-FEV-LU18*-30**	18W	83	1500lm	3000K	24° / 36°	328mm
AA-FEV-LU18*-40**	18W	83	1500lm	4000K	24° / 36°	328mm
AA-FEV-LU24*-30**	24W	92	2200lm	3000K	24° / 36°	436mm
AA-FEV-LU24*-40**	24W	92	2200lm	4000K	24° / 36°	436mm
AA-FEV-LU30*-30**	30W	90	2700lm	3000K	24° / 36°	543mm
AA-FEV-LU30*-40**	30W	90	2700lm	4000K	24° / 36°	543mm
AA-FEV-LU60*-30**	60W	90	5400lm	3000K	24° / 36°	1080mm
AA-FEV-LU60*-40**	60W	90	5400lm	4000K	24° / 36°	1080mm

Colour options:

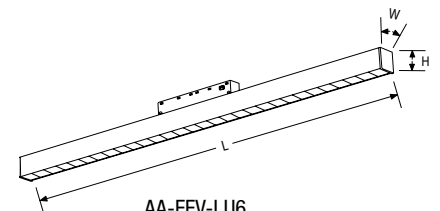


*Add 24° / 36° for beam angle

Add suffix **W or **BLK** for White or Black finish

Triac, Dali, 0-10V dimmable options available, contact sales office for more information

CRI80 as standard, CRI90 available on request, contact sales office for more information



AA-FEV-LU6

(L) 112mm Length
(W) 22mm Width
(H) 25mm Height

AA-FEV-LU12

(L) 220mm Length
(W) 22mm Width
(H) 25mm Height

AA-FEV-LU18

(L) 328mm Length
(W) 22mm Width
(H) 25mm Height

AA-FEV-LU24

(L) 436mm Length
(W) 22mm Width
(H) 25mm Height

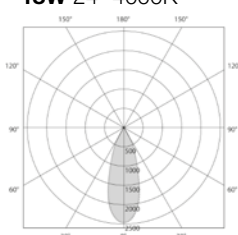
AA-FEV-LU30

(L) 543mm Length
(W) 22mm Width
(H) 25mm Height

AA-FEV-LU60

(L) 1080mm Length
(W) 22mm Width
(H) 25mm Height

18W 24° 4000K



48V Recessed In-Track Linear Lighting

Slick and stylish, minimalistic,
in-track, **low glare** linear luminaire

Designed to fit in Aurora Africa
48V track


CRI80 as standard, CRI90
available to order

**Works with surface mounted
and recessed track options**

**Drivers are required (Sold
separately) see pg. 180 & 182**

FortyEight™


NEW



**MADE TO
ORDER**



AA-FEV-SL20 shown with recessed track



AA-FEV-SL20 front view

Specification

Installation Type	Track
Input Voltage	48V
Luminaire Materials	Aluminium
Lifetime	50,000
CRI	80 & 90
IK Rating	IK10
IP Rating	IP20
Warranty	5 Years

48V Recessed In-Track Linear Lighting

Cat. No.	Watts	lm/W	Lumens	Colour	Beam	Length
AA-FEV-SL10-30*	10W	80	800lm	3000K	120°	300mm
AA-FEV-SL10-40*	10W	80	800lm	4000K	120°	300mm
AA-FEV-SL20-30*	20W	90	1800lm	3000K	120°	600mm
AA-FEV-SL20-40*	20W	90	1800lm	4000K	120°	600mm
AA-FEV-SL30-30*	30W	90	2700lm	3000K	120°	900mm
AA-FEV-SL30-40*	30W	90	2700lm	4000K	120°	900mm
AA-FEV-SL40-30*	40W	90	3600lm	3000K	120°	1200mm
AA-FEV-SL40-40*	40W	90	3600lm	4000K	120°	1200mm

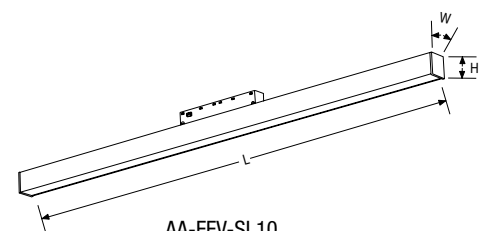
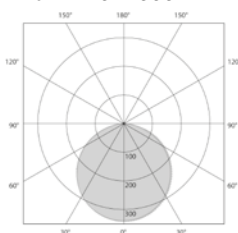
Colour options:



*Add suffix **W** or **BLK** for White or Black finish

Triac, Dali, 0-10V dimmable options available, contact sales office for more information
CRI80 as standard, CRI90 available on request, contact sales office for more information

20W 120° 4000K



- AA-FEV-SL10**
(L) 300mm Length
(W) 22mm Width
(H) 25mm Height
- AA-FEV-SL20**
(L) 600mm Length
(W) 22mm Width
(H) 25mm Height
- AA-FEV-SL30**
(L) 900mm Length
(W) 22mm Width
(H) 25mm Height
- AA-FEV-SL40**
(L) 1200mm Length
(W) 22mm Width
(H) 25mm Height

48V Low Glare Directional Recessed In-Track Linear Lighting

Slick and stylish, minimalistic, in-track, **low glare** linear luminaire

Designed to fit in Aurora Africa 48V track

CRI80 as standard, CRI90 available to order

Max tilt adjustment 180°

Works with surface mounted and recessed track options

Drivers are required (Sold separately) see pg. 180 & 182


FortyEight™



MADE TO ORDER



AA-FEV-DLU12-shown with surface mount track



AA-FEV-DLU12 front view

Specification

Installation Type	Track
Input Voltage	48V
Luminaire Materials	Aluminium
Lifetime	50,000
CRI	80 & 90
IK Rating	IK10
IP Rating	IP20
Warranty	5 Years

48V Low Glare Directional Recessed In-Track Linear Lighting


Cat. No.	Watts	lm/W	Lumens	Colour	Beam
AA-FEV-DLU6*-30**	6W	80	480lm	3000K	24° / 36°
AA-FEV-DLU6*-40**	6W	80	480lm	4000K	24° / 36°
AA-FEV-DLU12*-30**	12W	83	1000lm	3000K	24° / 36°
AA-FEV-DLU12*-40**	12W	83	1000lm	4000K	24° / 36°
AA-FEV-DLU18*-30**	18W	83	1400lm	3000K	24° / 36°
AA-FEV-DLU18*-40**	18W	83	1400lm	4000K	24° / 36°

*Add 24° / 36° for beam angle

Add suffix **W or **BLK** for White or Black finish

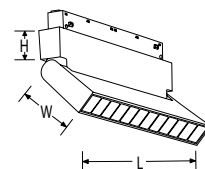
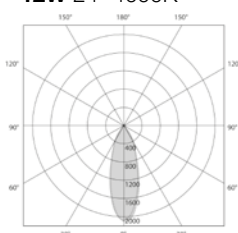
Triac, Dali, 0-10V dimmable options available, contact sales office for more information
CRI80 as standard, CRI90 available on request, contact sales office for more information

Colour options:



Black White

12W 24° 4000K



AA-FEV-DLU6

(L) 112mm Length

(W) 22mm Width

(H) 10mm Height

AA-FEV-DLU12

(L) 220mm Length

(W) 22mm Width

(H) 10mm Height

AA-FEV-DLU18

(L) 328mm Length

(W) 22mm Width

(H) 10mm Height

48V In-Track Spot Lighting

Slick and stylish, minimalistic,
in-track, **low glare** spot luminaire

Designed to fit in Aurora Africa
48V track

CRI80 as standard, CRI90
available to order

**Works with surface mounted
and recessed track options**

**Drivers are required (Sold
separately) see pg. 180 & 182**

FortyEight™



NEW

**MADE TO
ORDER**

AA-FEV-TS7 shown with surface mount track



AA-FEV-TS7 shown with recessed track



Front profile COB chip

Specification

Installation Type	Track
Input Voltage	48V
Luminaire Materials	Aluminium
Lifetime	50,000
CRI	80 & 90
IK Rating	IK10
IP Rating	IP20
Warranty	5 Years

48V In-Track Spot Lighting

Cat. No.	Watts	lm/W	Lumens	Colour	Beam
AA-FEV-TS3*-30**	3W	83	250lm	3000K	15° / 24° / 36°
AA-FEV-TS3*-40**	3W	83	250lm	4000K	15° / 24° / 36°
AA-FEV-TS5*-30**	5W	90	450lm	3000K	15° / 24° / 36°
AA-FEV-TS5*-40**	5W	90	450lm	4000K	15° / 24° / 36°
AA-FEV-TS7*-30**	7W	90	630lm	3000K	15° / 24° / 36°
AA-FEV-TS7*-40**	7W	90	630lm	4000K	15° / 24° / 36°

*Add 15° / 24° / 36° for beam angle

Add suffix **W or **BLK** for White or Black finish

Triac, Dali, 0-10V dimmable options available, contact sales office for more information

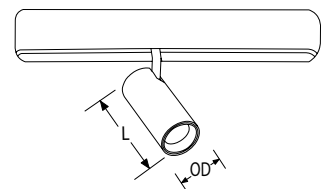
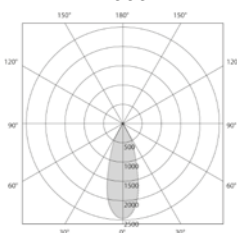
CRI80 as standard, CRI90 available on request, contact sales office for more information

Colour options:



Black White

7W 24° 4000K



AA-FEV-TS3

(OD) 30mm Overall (Ø)

(L) 60mm Length

AA-FEV-TS5

(OD) 30mm Overall (Ø)

(L) 110mm Length

AA-FEV-TS7

(OD) 45mm Overall (Ø)

(L) 90mm Length

48V In-Track Spot Lighting

Slick and stylish, minimalistic,
in-track, **low glare** spot luminaire

Designed to fit in Aurora Africa
48V track

CRI80 as standard, CRI90 available
to order

**Works with surface mounted
and recessed track options**

**Drivers are required (Sold
separately) see pg. 180 & 182**

FortyEight™



AA-FEV-TS15 shown with surface mount track



AA-FEV-TS15 shown with recessed track



Front profile COB chip

Specification

Installation Type	Track
Input Voltage	48V
Luminaire Materials	Aluminium
Lifetime	50,000
CRI	80 & 90
IK Rating	IK10
IP Rating	IP20
Warranty	5 Years

48V In-Track Spot Lighting

Cat. No.	Watts	lm/W	Lumens	Colour	Beam
AA-FEV-TS10*-30**	10W	90	900lm	3000K	15° / 24° / 36°
AA-FEV-TS10*-40**	10W	90	900lm	4000K	15° / 24° / 36°
AA-FEV-TS15*-30**	15W	90	1350lm	3000K	15° / 24° / 36°
AA-FEV-TS15*-40**	15W	90	1350lm	4000K	15° / 24° / 36°
AA-FEV-TS20*-30**	20W	90	1800lm	3000K	15° / 24° / 36°
AA-FEV-TS20*-40**	20W	90	1800lm	4000K	15° / 24° / 36°

*Add 15° / 24° / 36° for beam angle

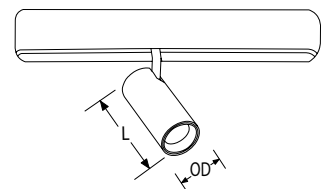
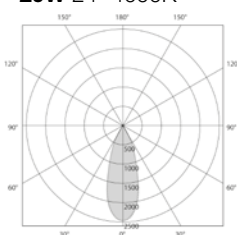
Add suffix **W or **BLK** for White or Black finish

Triac, Dali, 0-10V dimmable options available, contact sales office for more information
CRI80 as standard, CRI90 available on request, contact sales office for more information

Colour options:



20W 24° 4000K



AA-FEV-TS10
 (OD) 55mm Overall (Ø)
 (L) 130mm Length
AA-FEV-TS15
 (OD) 65mm Overall (Ø)
 (L) 160mm Length
AA-FEV-TS20
 (OD) 65mm Overall (Ø)
 (L) 160mm Length

**48V In-Track
Pendant Lighting**

Slick and stylish, minimalistic, in-track, **low glare** pendant luminaire

Designed to fit in Aurora Africa 48V track

CRI80 as standard, CRI90 available to order

Works with surface mounted and recessed track options

Drivers are required (Sold separately) see pg. 180 & 182

FortyEight™



NEW

MADE TO ORDER

AA-FEV-PA10



AA-FEV-PB10



AA-FEV-PB10 shown with surface mount track

48V Track

Specification

Installation Type	Track
Input Voltage	48V
Luminaire Materials	Aluminium
Lifetime	50,000
CRI	80 & 90
IK Rating	IK10
IP Rating	IP20
Warranty	5 Years

48V In-Track Pendant Lighting

Cat. No.	Watts	lm/W	Lumens	Colour	Beam
AA-FEV-PA10*-30**	10W	90	900lm	3000K	24° / 36°
AA-FEV-PA10*-40**	10W	90	900lm	4000K	24° / 36°
AA-FEV-PB10*-30**	10W	90	900lm	3000K	24° / 36°
AA-FEV-PB10*-40**	10W	90	900lm	4000K	24° / 36°

*Add 24° / 36° for beam angle

Add suffix **W or **BLK** for White or Black finish

Triac, Dali, 0-10V dimmable options available, contact sales office for more information

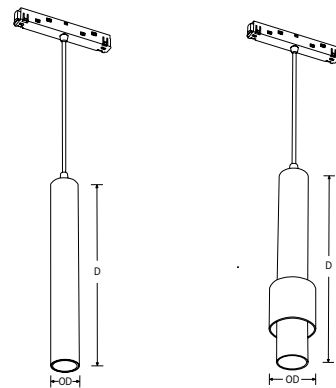
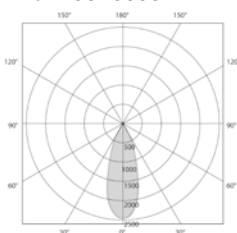
CRI80 as standard, CRI90 available on request, contact sales office for more information

Colour options:



Black White

10W 36° 3000K



AA-FEV-PA10
(OD) 40mm Overall (Ø)
(H) 300mm Height

AA-FEV-PB10
(OD) 38mm Overall (Ø)
(H) 295mm Height

48V Low Glare In-Track Pendant Lighting

Slick and stylish, minimalistic, in-track, **low glare** pendant luminaire

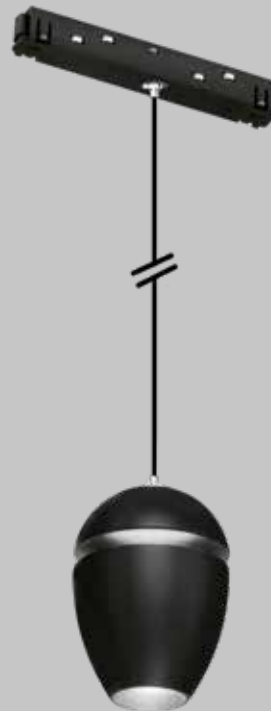
Designed to fit in Aurora Africa 48V track

CRI80 as standard, CRI90 available to order

Works with surface mounted and recessed track options

Drivers are required (Sold separately) see pg. 180 & 182

FortyEight™



NEW

MADE TO ORDER

AA-FEV-PC7-30



AA-FEV-PD7-30



AA-FEV-PD7-30 shown with recessed track

Specification

Installation Type	Track
Input Voltage	48V
Luminaire Materials	Aluminium
Lifetime	50,000
CRI	80 & 90
IK Rating	IK10
IP Rating	IP20
Warranty	5 Years

48V Low Glare In-Track Pendant Lighting

Cat. No.	Watts	lm/W	Lumens	Colour	Beam
AA-FEV-PC7*-30**	7W	64	450lm	3000K	24° / 36°
AA-FEV-PC7*-40**	7W	64	450lm	4000K	24° / 36°
AA-FEV-PD7*-30**	7W	64	450lm	3000K	24° / 36°
AA-FEV-PD7*-40**	7W	64	450lm	4000K	24° / 36°

*Add 24° / 36° for beam angle

Add suffix **W or **BLK** for White or Black finish

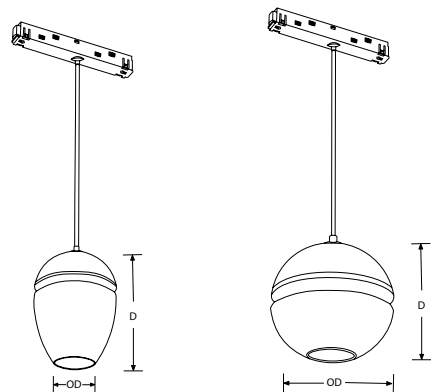
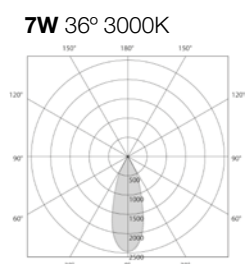
Triac, Dali, 0-10V dimmable options available, contact sales office for more information

CRI80 as standard, CRI90 available on request, contact sales office for more information

Colour options:






Black White






AA-FEV-PC7
(OD) 70mm Overall (Ø)
(H) 100mm Height

AA-FEV-PD7
(OD) 70mm Overall (Ø)
(H) 100mm Height

48V Accessories

48V Track - Recessed	NEW	Black	White	Track Dimensions	Cut-Out Dimensions
	1 Metre	AA-FEV-TR1BLK	AA-FEV-TR1W	(L) 1000mm, (W) 62.5mm. (H) (T) 1.5mm	(W) 31.5mm-52mm (H) 43.2mm
	2 Metre	AA-FEV-TR2BLK	AA-FEV-TR2W	(L) 2000mm, (W) 62.5mm (H) (T) 1.5mm	(W) 31.5mm-52mm (H) 43.2mm
	3 Metre	AA-FEV-TR3BLK	AA-FEV-TR3W	(L) 3000mm, (W) 62.5mm (H) (T) 1.5mm	(W) 31.5mm-52mm (H) 43.2mm

48V Track - Surface / Suspended	Black	White	Track Dimensions
	1 Metre	AA-FEV-TS1BLK AA-FEV-TS1W	(L) 1000mm, (W) 50mm. (H) (T) 1.5mm
	2 Metre	AA-FEV-TS2BLK AA-FEV-TS2W	(L) 2000mm, (W) 50mm (H) (T) 1.5mm
	3 Metre	AA-FEV-TS3BLK AA-FEV-TS3W	(L) 3000mm, (W) 50 (H) (T) 1.5mm

48V Track Accessories	Black	White		Black	White
 Straight Connector	AA-FEV-TA-SJBLK	AA-FEV-TA-SJW		Concealed horizontal corners	AA-FEV-TA-RHLBLK AA-FEV-TA-RHLW
 Power supply 500mm	AA-FEV-TA-SM05BLK	AA-FEV-TA-SM05W		Concealed vertical corners	AA-FEV-TA-RVLBLK AA-FEV-TA-RVLW
 Power supply 2000mm	AA-FEV-TA-SM20BLK	AA-FEV-TA-SM20W		Surface mounted Horizontal corners	AA-FEV-TA-SHLBLK AA-FEV-TA-SHLW
 Flexible straight joint	AA-FEV-TA-FSJBLK	AA-FEV-TA-FSJW		T connector	AA-FEV-TA-RTBLK AA-FEV-TA-RTW
 Corner conductive module connector	AA-FEV-TA-LCBLK	AA-FEV-TA-LCW		Suspension set 2m	AA-FEV-TA-SK
 Tee conductive Module	AA-FEV-TA-TCBLK	AA-FEV-TA-TCW		Recessed mount connecting piece	AA-FEV-TA-RC
 End Cap	AA-FEV-TA-ECBLK	AA-FEV-TA-ECW		Surface mount connecting piece	AA-FEV-TA-SC

External 48V driver required pg. 180 & 182
5 Year Warranty




48V Track

1 & 3 CIRCUIT TRACK



EnFiniti™ Restore your product at the end of it's life cycle

The Enfiniti™ range of track lights allows the customer to change the COB (Chip on Board) light source and driver at the end of its life offering significant benefits. This capability ensures the longevity and sustainability of the lighting system, as users can replace only the expired components rather than the entire fixture, which is both cost-effective and environmentally friendly.





1 & 3 CIRCUIT TRACK

3 Circuit Aluminium Track Lighting

Compact styling with powerful outputs, Zenith™ is ideal for retail and display lighting

Delivering up to 130lm/W

CRI 90 for high colour rendering accuracy

24°, 36° and 50° beam angle options available

Dimmable versions available on request

355° rotation and 90° horizontal adjustment

Flicker free

2kV surge protection

EnFiniti™



Replaceable COB at end of life (Zhaga)



Replaceable driver



24°, 36° and 50° beam angle options available

Zenith™



7 YEAR WARRANTY

HIGH EFFICIENCY

CRI 90

**THINK LUMENS NOT WATTS
LOWER ENERGY - SAME LUMENS**



Side profile



Front profile COB chip

Specification

Installation Type	3 Circuit Track
Input Voltage	220 - 240V
Luminaire Materials	Die Cast Aluminium
Lifetime	50,000
CRI	80 & 90
IK Rating	IK08
IP Rating	IP20
Warranty	7 Years

3 Circuit Aluminium Track Lighting

Cat. No.	Watts	lm/W	Lumens	Colour	Beam
CRI80					
AA-TSZ288036-30*	28W	127	3550lm	3000K	36°
AA-TSZ288036-35*	28W	129	3600lm	3500K	36°
AA-TSZ288036-40*	28W	130	3620lm	4000K	36°
CRI90					
AA-TSZ289036-30*	28W	120	3350lm	3000K	36°
AA-TSZ289036-35*	28W	121	3400lm	3500K	36°
AA-TSZ289036-40*	28W	122	3420lm	4000K	36°

Colour options:



Black White

*Add suffix **W** or **BLK** for White or Black finish

Replace 36 with 24 or 50 in sku code for alternative beam angles options

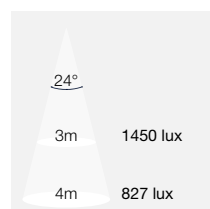
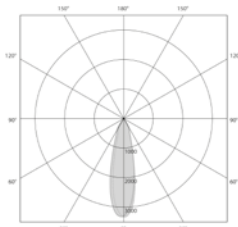
Triac, Dali, 1-10V dimmable options available, contact sales office for more information

Reflectors

Cat. No.	Beam	Watts
AA-TSZA2824	24°	28W
AA-TSZA2836	36°	28W
AA-TSZA2850	50°	28W

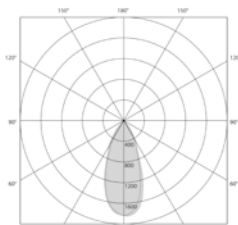
CRI 80 24° 3000K

3550 Lumens



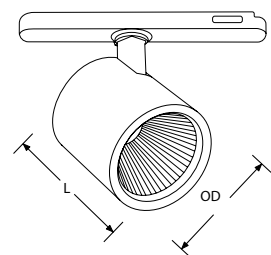
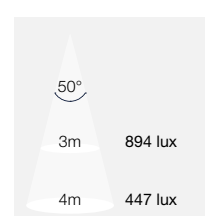
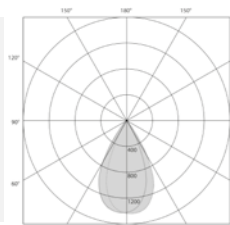
CRI 80 36° 3000K

3550 Lumens



CRI 80 50° 3000K

3550 Lumens



AA-TSZ28
(OD) 87mm Overall (Ø)
(L) 80mm Length

3 Circuit Aluminium Track Lighting

Compact styling with powerful outputs, Ray™ is ideal for retail and display lighting

Delivering up to 140lm/W

CRI 90 available for high colour rendering accuracy

24°, 36° and 50° beam angle options available

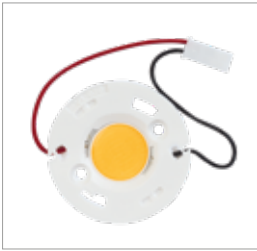
Dimmable versions available on request

355° rotation and 90° horizontal adjustment

Flicker free

2kV surge protection

EnFiniti™



Replaceable COB at end of life (Zhaga)



Replaceable driver



24°, 36° and 50° beam angle options available

Ray™



7 YEAR WARRANTY

HIGH EFFICIENCY



**THINK LUMENS NOT WATTS
LOWER ENERGY - SAME LUMENS**



Side profile



Front profile COB chip

Specification

Installation Type	3 Circuit Track
Input Voltage	220 - 240V
Luminaire Materials	Die Cast Aluminium
Lifetime	50,000
CRI	80 & 90
IK Rating	IK08
IP Rating	IP20
Warranty	7 Years

3 Circuit Aluminium Track Lighting

Cat. No. Watts lm/W Lumens Colour Beam

CRI80

AA-TSR328036-30*	32W	138	4400lm	3000K	36°
AA-TSR328036-35*	32W	139	4450lm	3500K	36°
AA-TSR328036-40*	32W	140	4480lm	4000K	36°

CRI90

AA-TSR329036-30*	32W	130	4160lm	3000K	36°
AA-TSR329036-35*	32W	131	4200lm	3500K	36°
AA-TSR329036-40*	32W	132	4230lm	4000K	36°

*Add suffix **W** or **BLK** for White or Black finish

Replace 36 with 24 or 50 in sku code for alternative beam angles options

Triac, Dali, 1-10V dimmable & EM options available, contact sales office for more information

Colour options:



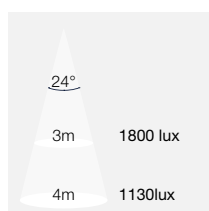
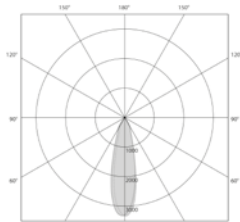
Black White

Reflectors

Cat. No.	Beam	Watts
AA-TSRA3224	24°	32W
AA-TSRA3236	36°	32W
AA-TSRA3250	50°	32W

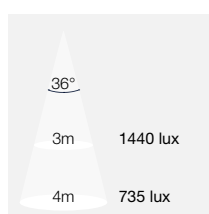
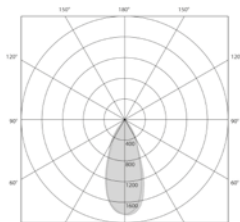
CRI 80 24° 3000K

4400 Lumens



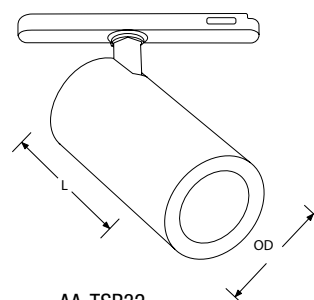
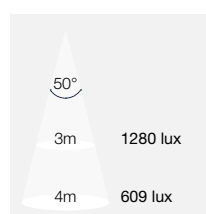
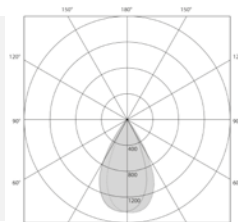
CRI 80 36° 3000K

4400 Lumens



CRI 80 50° 3000K

4400 Lumens



AA-TSR32
(OD) 78mm Overall (Ø)
(L) 100mm Length

3 Circuit Aluminium Track Lighting

Compact styling with powerful outputs, Arcus is ideal for retail and display lighting

Delivering up to 142lm/W

CRI 90 available for high colour rendering accuracy

15°, 24°, 36° and 60° beam angle options available

Dimmable versions available on request

355° rotation and 90° horizontal adjustment

Interchangeable reflector translates to flexibility for changing site conditions

Flicker free

2kV surge protection

EnFiniti™



Replaceable COB at end of life (Zhaga)



Replaceable driver



15°, 24°, 36° & 60° beam angle options available

Arcus+™



7 YEAR WARRANTY

HIGH EFFICIENCY



**THINK LUMENS NOT WATTS
LOWER ENERGY - SAME LUMENS**



Side profile



Front profile COB chip

Specification

Installation Type	3 Circuit Track
Input Voltage	220 - 240V
Luminaire Materials	Die Cast Aluminium
Lifetime	50,000
CRI	80 & 90
IK Rating	IK08
IP Rating	IP20
Warranty	7 Years

3 Circuit Aluminium Track Lighting

Cat. No.	Watts	lm/W	Lumens	Colour	Beam
CRI80					
AA-TSA248036-30*	24W	140	3350	3000K	36°
AA-TSA248036-35*	24W	141	3380	3500K	36°
AA-TSA248036-40*	24W	142	3400	4000K	36°
CRI90					
AA-TSA249036-30*	24W	129	3100	3000K	36°
AA-TSA249036-35*	24W	131	3150	3500K	36°
AA-TSA249036-40*	24W	133	3180	4000K	36°
CRI80					
AA-TSA328036-30*	32W	139	4450	3000K	36°
AA-TSA328036-35*	32W	140	4480	3500K	36°
AA-TSA328036-40*	32W	141	4500	4000K	36°
CRI90					
AA-TSA329036-30*	32W	130	4160	3000K	36°
AA-TSA329036-35*	32W	131	4200	3500K	36°
AA-TSA329036-40*	32W	132	4230	4000K	36°

Colour options:



*Add suffix **W** or **BLK** for White or Black finish

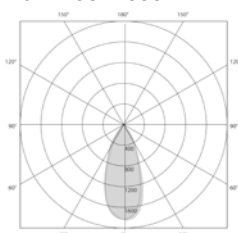
Replace 36 with 15, 24 or 60 in sku code for alternative beam angles options

Triac, Dali, 1-10V dimmable & EM options available, contact sales office for more information

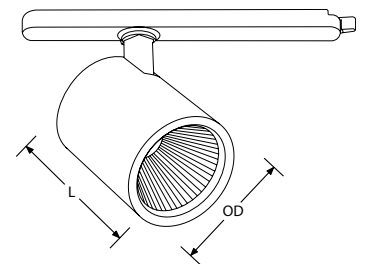
Reflectors

Cat. No.	Beam	Watts
AA-TSAA2415	15°	24W
AA-TSAA2424	24°	24W
AA-TSAA2436	36°	24W
AA-TSAA2460	60°	24W
AA-TSAA3215	15°	32W
AA-TSAA3224	24°	32W
AA-TSAA3236	36°	32W
AA-TSAA3260	60°	32W

32W 36° 4000K



4500 Lumens



AA-TSA24
(OD) 93mm Overall (Ø)
(L) 112mm Length

AA-TSA32
(OD) 93mm Overall (Ø)
(L) 113mm Length

**GU10 Aluminium
Single Circuit Track Lighting**

Compatible with Aurora Africa single circuit track

Aluminium track spotlight with slimline single circuit track adaptor

Adjustable rotation 350° and 180° tilt

GU10 Lamp (Lamp not included)

Cyclops™



**WORKS WITH
GU10 LAMPS**



See pg. 76 & 78 (short form)
See pg's. 80 & 82 (long form)

1 & 3 Circuit Track



Short form black



Long form black

Specification

Installation Type	1 Circuit Track
Input Voltage	230V
Luminaire Materials	Aluminium
IP Rating	IP20
Warranty	3 Years

GU10 Aluminium Single Circuit Track Lighting

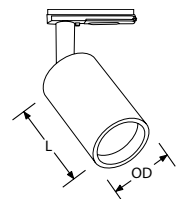
Cat. No.	Input	Type
AA-CT100*	230V	Short Form
AA-CT114*	230V	Long Form

*Add suffix **W** or **BLK** for White or Black finish

Colour options:



Black White



AA-CCT100
(OD) 57mm Overall (Ø)
(L) 100mm Length

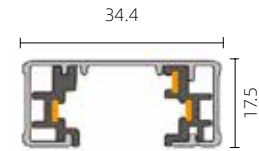
AA-CT114
(OD) 57mm Overall (Ø)
(L) 114mm Length

Single Circuit Track

NEW



	Black	White
1 Metre	AA-TR11BLK	AA-TR11W
2 Metre	AA-TR12BLK	AA-TR12W
3 Metre	AA-TR13BLK	AA-TR13W



Single circuit track

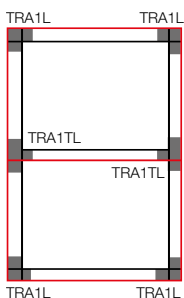
Single Circuit Track Accessories



	Black	White
Live End	AA-TRA1FUBLK	AA-TRA1FUW
Dead End	AA-TRA1DEBLK	AA-TRA1DEW
Straight Connector	AA-TRA1SCBLK	AA-TRA1SCW
L Connector Inside Feed	AA-TRA1LBLK	AA-TRA1LW
X Connector	AA-TRA1XBLK	AA-TRA1XW
T Connector Inside Left	AA-TRA1TBLK	AA-TRA1TW
1 Circuit 3 Wire Track Flexible Connector	AA-TRA1FCBLK	AA-TRA1FCW
Suspension Hook	AA-TR1S	




7 Year Warranty











Single Circuit Floor
View From Below



Diagrams show the track layout viewed from below, looking up. The part of the track that takes the fitting faces the viewer. Components must be turned upside down before adding to a floor plan.

Consider polarity for L and T Connectors and the Live Ends. Red line shows polarity. Please consult your sales representative for track run configuration.

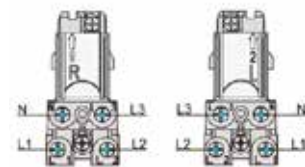
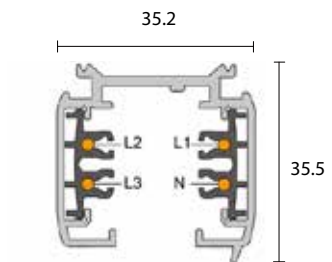
Three Circuit Track	NEW	Black	White	Track Suspension	Three Circuit	Black	White
	1 Metre	AA-TR3CRT1BLK	AA-TR3CRT1W		3 Circuit Track Suspension Bracket	AA-TR3SKBLK	AA-TR3SKW
	2 Metre	AA-TR3CRT2BLK	AA-TR3CRT2W				
	3 Metre	AA-TR3CRT3BLK	AA-TR3CRT3W		3 Circuit Track 1.5m Suspension Wire	AA-TR3SBLK	AA-TR3SW

Three Circuit Track Accessories	Black	White
	Live End	AA-TRA3CRTFUBLK AA-TRA3CRTFUW
	Dead End	AA-TRA3CRTDEBLK AA-TRA3CRTDEW
	Straight Connector	AA-TRA3CRTSCBLK AA-TRA3CRTSCW
	Flexible Connector	AA-TRA3CRTFCBLK AA-TRA3CRTFCW
	Adjustable Connector	AA-TRA3CRTACBLK AA-TRA3CRTACW
	L Connector Inside Feed	AA-TRA3CRTLRBLK AA-TRA3CRTLRW
	X Connector	AA-TRA3CRTXBLK AA-TRA3CRTXW
	T Connector Outside Right	AA-TRA3CRTTRBLK AA-TRA3CRTTRW
	3 Crt 4 Wire Adjustable Tee	AA-TRA3CRTTABLK AA-TRA3CRTTAW
	3 Crt 4 Wire Adjustable Elbow Right	AA-TRA3CRTLABLK AA-TRA3CRTLAW

7 Year Warranty

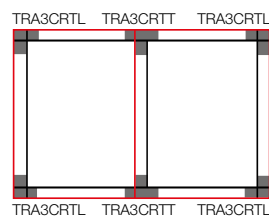
Diagrams show the track layout viewed from below, looking up. The part of the track that takes the fitting faces the viewer. Components must be turned upside down before adding to a floor plan.

Consider polarity for L and T Connectors and the Live Ends. Red line shows polarity. Please consult your sales representative for track run configuration.



Three circuit track

Three Circuit Floor View From Below



TRA3CRTL TRA3CRTT TRA3CRTL

Call us now for assistance specifying track systems. Contact Aurora Africa direct for details on, Tel: +27 (0) 11 234 4878 or email: info@aurora-africa.com

PENDANTS

NEW



TearDrop™

68

NEW



Halo™

70

NEW



GU10

Piper™

72




PENDANTS

Surface Mount Non-Dimmable Polycarbonate Pendants

- Surface mounted
- Internal driver
- Standard cable length 2.5m
- Flicker free
- 1kV surge protection

TearDrop™



NEW

MADE TO ORDER

Pendants



Black with gold reflector



Front view

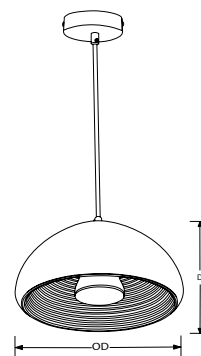
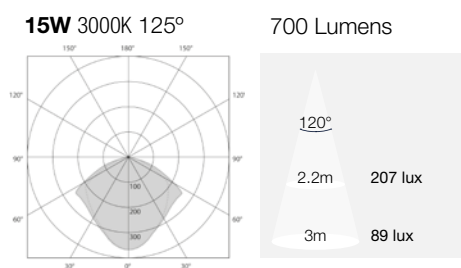
Specification

Installation Type	Surface Mount
Input Voltage	200 - 240V
Luminaire Materials	Polycarbonate / Iron
Lifetime L80	35,000
CRI	80
IK Rating	IK03
IP Rating	IP20
Warranty	3 Years

Surface Mount Non-Dimmable Polycarbonate Pendants

Cat. No.	Watts	Colour	Lumens	Beam	Finish
AA-PT15-30W	15W	3000K	1120	125°	White with white reflector
AA-PT15-30BG	15W	3000K	700	125°	Black with gold reflector

Colour options:



AA-PT15
(OD) 300mm Overall (Ø)
(D) 1575mm Depth

Surface Mount Non-Dimmable Polycarbonate Pendants

- Surface mounted
- Internal driver
- Standard cable length 2.5m
- Polycarbonate construction
- Flicker free
- 1kV surge protection

Halo™



MADE TO ORDER



White with white reflector



Front view

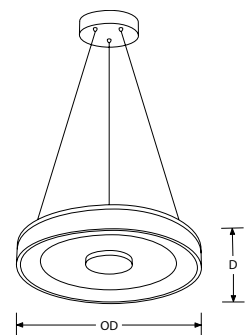
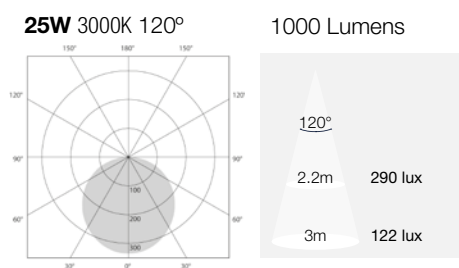
Specification

Installation Type	Surface Mount
Input Voltage	200 - 240V
Luminaire Materials	Polycarbonate
Lifetime L80	35,000
CRI	80
IK Rating	IK06
IP Rating	IP54
Warranty	3 Years

Surface Mount Non-Dimmable Polycarbonate Pendants

Cat. No.	Watts	Colour	Lumens	Beam	Finish
AA-PD32018-30W	18W	3000K	1000	120°	White with white reflector
AA-PD32018-30BG	18W	3000K	1000	120°	Black with gold reflector
AA-PD40025-30W	25W	3000K	1500	120°	White with white reflector
AA-PD40025-3BG	25W	3000K	1500	120°	Black with gold reflector

Colour options:



AA-PD32018
(OD) 320mm Overall (Ø)
(D) 64mm Depth

AA-PD40025
(OD) 400mm Overall (Ø)
(D) 64mm Depth

**Suspended
GU10 Pendants**

Suspended Mounting

Standard cable length 2.5m

GU10 Lamp (Lamp not included)

Piper™



NEW

MADE TO ORDER

**WORKS WITH
GU10 LAMPS**




See pg. 76 & 78 (short form)
See pg's. 80 & 82 (long form)

Pendants



Black



Front

Specification

Installation Type	Suspended
Input Voltage	200 - 240V
Luminaire Materials	Aluminium
IK Rating	IK06
IP Rating	IP20
Warranty	5 Years

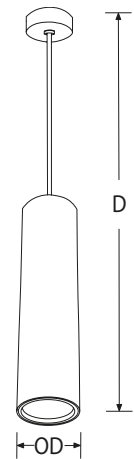
Suspended GU10 Pendants

Cat. No.	Length
AA-PDG100-W	100mm
AA-PDG100-B	100mm
AA-PDG240-W	240mm
AA-PDG240-B	240mm
AA-PDG300-W	300mm
AA-PDG300-B	300mm
AA-PDG500-W	500mm
AA-PDG500-B	500mm

Colour options:



Black White



AA-PDG100

(OD) 54mm Overall (Ø)
(L) 100mm Length

AA-PDG240

(OD) 54mm Overall (Ø)
(L) 240mm Length

AA-PDG300

(OD) 54mm Overall (Ø)
(L) 300mm Length

AA-PDG500

(OD) 54mm Overall (Ø)
(L) 500mm Length

LAMPS

NEW



ClearVu™

76



ICE Lamp™

78



ICE LampPro™

80

Load Shedding



EM GU10 Lamps

82

Load Shedding



EM E27/B22 Lamps

84



Eco™

86



Candle

88



Golf Ball

88



LAMPS

GU10 Lamps

Sparkling multifaceted lens to replicate a dichroic appearance

Aluminium heatsink improves reliability

Delivering up to 110lm/W

Flicker free

1.5kV surge protection

ClearVu™

NEW



Front view



Side profile

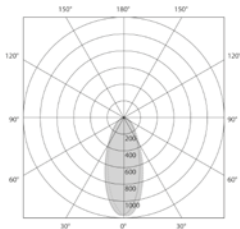
Specification

Input Voltage	220 - 240V
Luminaire Materials	Aluminium Thermo Plastic
Lifetime L70	15,000
CRI	80
IK Rating	IK06
IP Rating	IP20
Warranty	2 Years

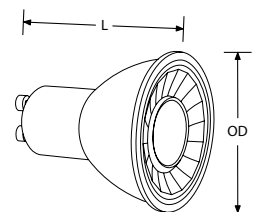
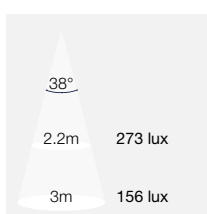
GU10 Lamps

Cat. No.	Base	Watts	lm/W	Lumens	Colour	Beam
Dimmable						
AA-DGU55-27	GU10	5W	96	480lm	2700K	38°
AA-DGU55-30	GU10	5W	100	500lm	3000K	38°
AA-DGU55-40	GU10	5W	110	550lm	4000K	38°
AA-DGU55-64	GU10	5W	110	550lm	6400K	38°

5W 4000K 38°



550 Lumens



AA-DGU55
(OD) 56mm Overall (Ø)
(L) 50mm Length

GU10 Lamps

Featuring ThermoTec™ heat management technology

Delivering up to 120lm/W

Suitable for use in enclosed luminaires

Sparkling low glare multifaceted lens

60° beam angle

EN-DGU005 & EN-GU005 - **CRI80**

EN-DGU005H - **CRI90**

Flicker free

1.5kV surge protection

Ice Lamp™



BEST IN CLASS



Front view



Side profile

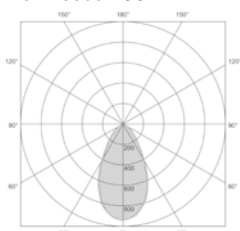
Specification

Input Voltage	220 - 240V
Luminaire Materials	Aluminium Thermo Plastic
Lifetime L70	45,000
CRI	80 or 90
IK Rating	IK06
IP Rating	IP20
Warranty	5 Years

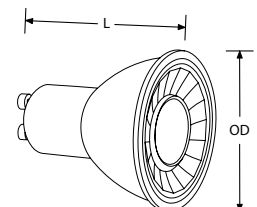
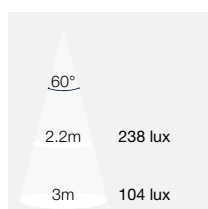
GU10 Lamps

Cat. No.	Base	Watts	lm/W	Lumens	Colour	Beam
Dimmable CRI80						
EN-DGU005-27	GU10	5W	106	530lm	2700K	60°
EN-DGU005-30	GU10	5W	112	560lm	3000K	60°
EN-DGU005-40	GU10	5W	120	600lm	4000K	60°
EN-DGU005-64	GU10	5W	120	600lm	6400K	60°
Dimmable CRI90						
EN-DGU005H-27	GU10	5W	90	450lm	2700K	60°
EN-DGU005H-30	GU10	5W	90	450lm	3000K	60°
EN-DGU005H-40	GU10	5W	98	491lm	4000K	60°
Non-Dimmable CRI80						
EN-GU005-27	GU10	5W	106	530lm	2700K	60°
EN-GU005-30	GU10	5W	112	560lm	3000K	60°
EN-GU005-40	GU10	5W	120	600lm	4000K	60°
EN-GU005-64	GU10	5W	120	600lm	6400K	60°

5W 3000K 60°



560 Lumens



EN-GU005
(OD) 50mm Overall (Ø)
(L) 57mm Length

EN-DGU005
(OD) 50mm Overall (Ø)
(L) 57mm Length

EN-DGU005H
(OD) 50mm Overall (Ø)
(L) 57mm Length

GU10 High Specification Dimmable Lamps

Sparkling low glare multifaceted lens

24° & 38° beam angle

Flicker free

1.5kV surge protection

Ice LampPro™



Front view



Side profile

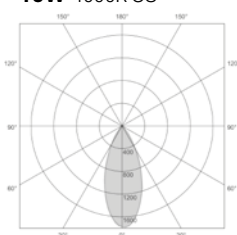
Specification

Input Voltage	220 - 240V
Luminaire Materials	Aluminium Thermo Plastic
Lifetime L90	25,000
CRI	80
IK Rating	IK06
IP Rating	IP20
Warranty	3 Years

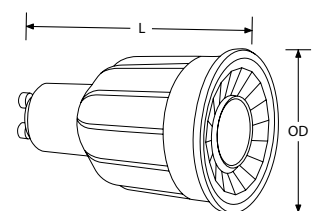

GU10 High Specification Dimmable Lamps

Cat. No.	Base	Watts	lm/W	Lumens	Colour	Beam
Dimmable						
EN-DGU1024H-30	GU10	10W	75	750lm	3000K	24°
EN-DGU1024H-40	GU10	10W	90	900lm	4000K	24°
EN-DGU1038-30	GU10	10W	90	900lm	3000K	38°
EN-DGU1038-40	GU10	10W	90	900lm	4000K	38°

10W 4000K 38°



830 Lumens



EN-DGU10
(OD) 50mm Overall (Ø)
(L) 82mm Length

GU10 Non-Dimmable Emergency Lamps

Provides automatic illumination during a power outage

Delivering 90lm/W

3 hour emergency backup

450 lumen during normal operation

Lumens during 1st hour of emergency operation > 70lm

Lumens during 2nd hour of emergency operation > 40lm

Lumens during 3rd hour+ of emergency operation > 35lm

Deep body for longer battery life

60° beam angle

6500K when operating in emergency mode

Can be switched on/off during emergency mode

Flicker free

1.5kV surge protection

Emergency GU10



Front view



Side profile

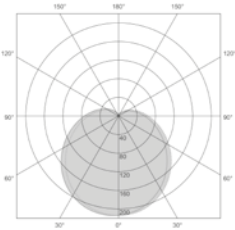
Specification

Input Voltage	220 - 240V
Luminaire Materials	Polycarbonate
Lifetime L70	25,000
CRI	80
IK Rating	IK06
IP Rating	IP40
Warranty	2 Years

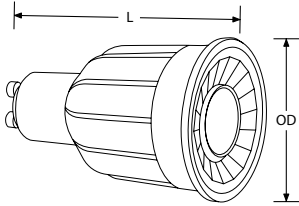

**GU10 Non-Dimmable
Emergency Lamps**

Cat. No.	Base	Watts	lm/W	Lumens	Colour	Beam
Non-Dimmable						
AU-EMGU05-30	GU10	5W	90	450lm	3000K	60°
AU-EMGU05-40	GU10	5W	90	450lm	4000K	60°

5W 4000K 60°



450 Lumens



AU-EMGU05
(OD) 60mm Overall (Ø)
(L) 125mm Length

GLS Non-Dimmable Emergency Lamps

Provides automatic illumination during a power outage

Delivering 102lm/W

6 hour power storage built into existing A60 lamp profile

High 810 lumen during normal operation

First hour lumen > 150lm during emergency option

2-3 hours lumens > 100lm during emergency operation

6 hours lumens > 80lm during emergency operation

150° beam angle

6500K when operating in emergency mode

Can be switched on/off during emergency mode

Switchable lampholder option with robust metal clip

Flicker free

1.5kV surge protection

Emergency GLS



B22 base



E27 emergency lampholder for A60 lamp

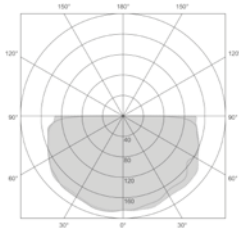
Specification

Input Voltage	220 - 240V
Luminaire Materials	Polycarbonate
Lifetime L70	25,000
CRI	80
IK Rating	IK06
IP Rating	IP40
Warranty	2 Years

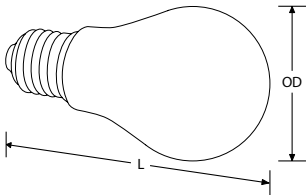

**GLS Non-Dimmable
Emergency Lamps**

Cat. No.	Base	Watts	lm/W	Lumens	Colour	Beam
AU-EM6GLSB227-30	B22	8W	102	810lm	3000K	150°
AU-EM6GLSE277-30	E27	8W	102	810lm	3000K	150°
AA-EMLGHE27	E27 emergency lamp holder					

8W 3000K 150°



810 Lumens



AU-EM6GLS
(OD) 60mm Overall (Ø)
(L) 125mm Length

GLS Non-Dimmable / Dimmable Lamps

Retrofit LED GLS lamp

Delivering up to 127lm/W

EN-GLSE279 & EN-GLSB229 -
290° beam angle


EN-DGLSE279 & EN-DGLSB229 -
270° beam angle

Ideal replacement for traditional
incandescent lamps

Flicker free

1.5kV surge protection

Eco™



B22 GLS



E27 GLS

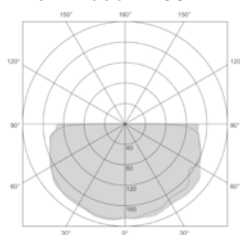
Specification

Input Voltage	220 - 240V
Luminaire Materials	Aluminium Polycarbonate Thermo Plastic
Lifetime L70	20,000
CRI	80
IK Rating	IK06
IP Rating	IP20
Warranty	3 Years

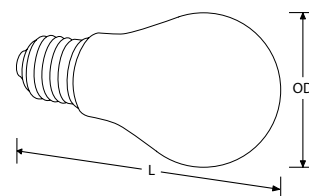

GLS Non-Dimmable / Dimmable Lamps

Cat. No.	Base	Watts	lm/W	Lumens	Colour	Beam
Non-Dimmable						
EN-GLSE279-30	E27	8W	105	840lm	3000K	290°
EN-GLSE279-40	E27	8W	105	840lm	4000K	290°
EN-GLSB229-30	B22	8W	98	780lm	3000K	290°
EN-GLSB229-40	B22	8W	100	800lm	4000K	290°
EN-GLSB2215-30	B22	15W	120	1800lm	3000K	180°
EN-GLSB2215-40	B22	15W	127	1900lm	4000K	180°
EN-GLSE2715-30	E27	15W	120	1800lm	3000K	180°
EN-GLSE2715-40	E27	15W	127	1900lm	4000K	180°
Dimmable						
EN-DGLSE279-27	E27	8W	101	810lm	2700K	220°
EN-DGLSB229-27	B22	8W	101	810lm	2700K	220°

15W 4000K 180°



1900 Lumens



EN-GLSE279

(OD) 60mm Overall (Ø)

(L) 110mm Length

EN-GLSB229

(OD) 60mm Overall (Ø)

(L) 110mm Length

EN-DGLSE279

(OD) 60mm Overall (Ø)

(L) 110mm Length

EN-DGLSB229

(OD) 60mm Overall (Ø)

(L) 108mm Length

Dimmable LED Candle & Golf Ball Lamps

Dimmable with most leading
and trailing edge dimmers

Delivering 80lm/W

2700K colour temperature for
warm white ambient lighting

Available in variety of common
lamp base types

Flicker free

1.5kV surge protection

Candle



E14 LED candle



E27 LED golf ball



Close up view

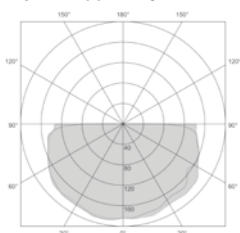
Specification

Input Voltage	220 - 240V
Luminaire Materials	Polycarbonate
Lifetime L70	25,000
CRI	80
IK Rating	IK06
IP Rating	IP40
Warranty	3 Years

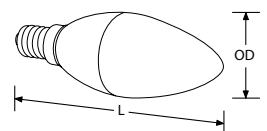

Dimmable LED Candle & Golf Ball Lamps

Cat. No.	Base	Watts	lm/W	Lumens	Colour	Beam
Dimmable Candle						
EN-DCNDE145-27	E14	5W	80	400lm	2700K	240°
EN-DCNDE275-27	E27	5W	80	400lm	2700K	240°
EN-DCNDB225-27	B22	5W	80	400lm	2700K	240°
Dimmable Golf Ball						
EN-DG45E145-27	E14	5W	80	500lm	2700K	190°
EN-DG45E275-27	E27	5W	80	500lm	2700K	190°
EN-DG45B225-27	B22	5W	80	500lm	2700K	190°

5W 2700K 240°


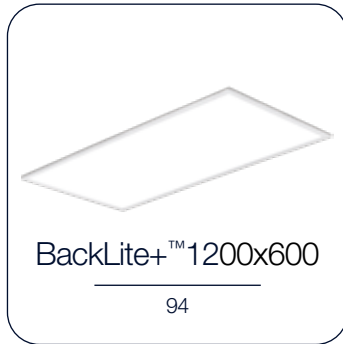
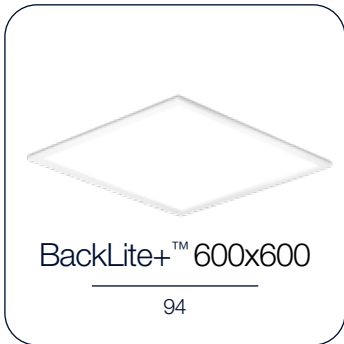


400 Lumens



EN-DCNDE145
(OD) 35mm Overall (Ø)
(L) 105mm Length

FLAT PANELS





FLAT PANELS

Backlite Aluminium Prismatic Lens Medical Flat Panels

Cyanosis index 1.5

Delivering 120lm/W

UGR19

No light guide, removing the risk of yellowing

PMMA lenses for uniformity of light

SDCM <4 providing consistent light colour quality

Lifetime is not affected by frequent switching when using occupancy controls

Power Factor > 0.9

Suitable for installation in 15 and 24mm T-bar ceilings

Flicker free

1.5kV surge protection

CyaLux™ Medical Panel

7 YEAR WARRANTY



Features PMMA lenses around the led to provide uniformity of light



Low profile

Specification

Installation Type	Recessed, Surface or Suspended
Input Voltage	220 - 240V
Luminaire Materials	Aluminium + Iron + PS
Lifetime	50,000
CRI	90+
IK Rating	IK03
IP Rating	IP54 front (IP20 back)
Warranty	7 Years

Backlite Aluminium Prismatic Lens Medical Flat Panels

Cat. No.	Watts	lm/W	Lumens	Colour	Beam
600x600mm					
AA-MED6060-40	40W	120	4800lm	4000K	90°
1200x600mm					
AA-MED1260-40	50W	120	6000lm	4000K	90°

Colour :



White

Cat. No.	Description	Dimensions
----------	-------------	------------

Surface Mount Boxes

SV-SM103B Surface mount box for **AA-MED6060** 600 x 600 x 50mm

SV-SM106B Surface mount box for **AA-MED1260** 1200 x 600 x 50mm

Triac, Dali, 1-10V dimmable & EM options available, contact sales office for more information

IP65 options available, contact sales office for more information

Surface Mount Boxes



SV-SM103B

Surface Mount Kit
600x600mm

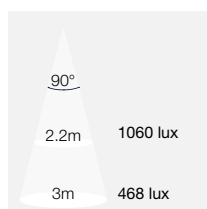
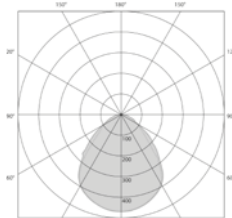


SV-SM106B

Surface Mount Kit
1200x600mm

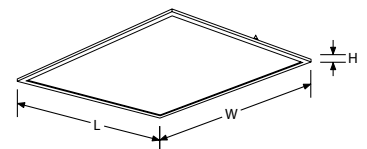
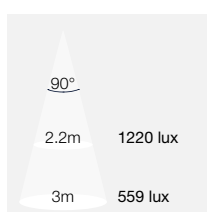
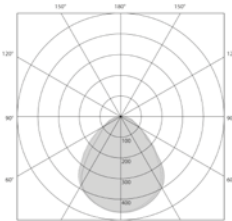
600x600mm 4000K 90°

4800 Lumens



1200x600mm 4000K 90°

6000 Lumens



AA-MED6060

(L) 595mm Length
(W) 595mm Width
(H) 32mm Height

AA-MED1260

(L) 1195mm Length
(W) 595mm Width
(H) 32mm Height

Backlite Aluminium Flat Panels

No light guide, removing the risk of yellowing

Delivering 140lm/W

PMMA lenses for uniformity of light

SDCM <4 providing consistent light colour quality

Lifetime is not affected by frequent switching when using occupancy controls

Power Factor > 0.9

Suitable for installation in 15 and 24mm T-bar ceilings

Flicker free

1.5kV surge protection

BackLite+™

7 YEAR WARRANTY




HIGH EFFICIENCY

**THINK LUMENS NOT WATTS
LOWER ENERGY - SAME LUMENS**



Backlite features lenses around the led to provide uniformity of light



Low profile

Specification

Installation Type	Recessed
Input Voltage	220 - 240V
Luminaire Materials	Aluminium + Iron + PS
Lifetime	50,000
CRI	80
IK Rating	IK03
IP Rating	IP20
Warranty	7 Years

Backlite Aluminium Flat Panels

Cat. No.	Watts	lm/W	Lumens	Colour	Beam
600x600mm					
EN-LPB6060B-40	29W	140	4060lm	4000K	110°
EN-LPB6060B-50	29W	140	4060lm	5000K	110°
1200x600mm					
EN-LPB1260B-40	40W	140	5600lm	4000K	120°
EN-LPB1260B-50	40W	140	5600lm	5000K	120°
1200x300mm					
EN-LPB1230B-40	29W	140	4060lm	4000K	110°
EN-LPB1230B-50	29W	140	4060lm	5000K	110°

Colour :



White

Triac, Dali, 1-10V dimmable & EM options available, contact sales office for more information

Cat. No.	Description	Dimensions
Surface Mount Boxes		
SV-SM103B	Surface mount box for EN-LPB6060B	600 x 600 x 50mm
SV-SM106B	Surface mount box for EN-LPB1260B	1200 x 600 x 50mm
SV-SM107B	Surface mount box for EN-LPB1230B	1200 x 300 x 50mm

Surface Mount Boxes



SV-SM103B
Surface Mount Kit
600x600mm

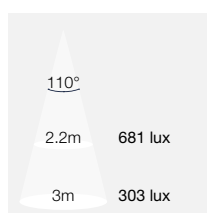
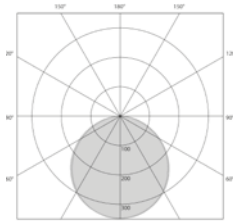


SV-SM106B
Surface Mount Kit
1200x300mm


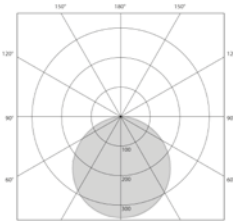


SV-SM107B
Surface Mount Kit
1200x600mm

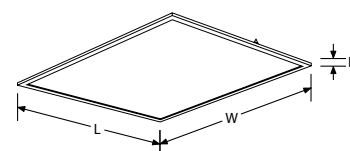
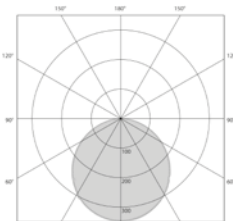
600x600mm 4000K 110° 4060 Lumens



1200x600mm 4000K 120° 5600 Lumens



1200x300mm 4000K 110° 4060 Lumens



EN-LPB6060

(L) 595mm Length
(W) 595mm Width
(H) 32mm Height

EN-LPB1260

(L) 1195mm Length
(W) 595mm Width
(H) 32mm Height

EN-LPB1230

(L) 1195mm Length
(W) 295mm Width
(H) 32mm Height

RETAIL LINEARS





RETAIL LINEARS

Seamless Narrow Polycarbonate Linear

High quality extruded polycarbonate

Delivering up to 170lm/W

External driver

Supplied with mounting clips

T-piece, 90 degree bend and cross piece accessories available

Flicker free

1.5kV surge protection

Lumi-Line™



HIGH EFFICIENCY

**THINK LUMENS NOT WATTS
LOWER ENERGY - SAME LUMENS**



Side profile



Specification

Installation Type	Surface Mount
Input Voltage	220 - 240V
Luminaire Materials	Polycarbonate
Lifetime	50,000
CRI	80
IP Rating	IP20
Warranty	5 Years

Seamless Narrow Polycarbonate Linear

Cat. No.	Watts	lm/W	Lumens	Colour	Beam	Finish
Black Finish						
SV-AZ4515BLK-30	45W	145	6750lm	3000K	120°	Black
SV-AZ4515BLK-40	45W	145	6750lm	4000K	120°	Black
SV-AZ6015BLK-30	60W	170	9900lm	3000K	120°	Black
SV-AZ6015BLK-40	60W	170	9900lm	4000K	120°	Black
White Finish						
SV-AZ4515-30	45W	145	6750lm	3000K	120°	White
SV-AZ4515-40	45W	145	6750lm	4000K	120°	White
SV-AZ6015-30	60W	170	9900lm	3000K	120°	White
SV-AZ6015-40	60W	170	9900lm	4000K	120°	White

Colour options:



Black White

Accessories

SV-AZTEE	AZ Linear T-piece connection
SV-AZCROSS	AZ Linear cross connector
SV-AZBEND90	AZ Linear 90° bend
SV-AZCLIP70	AZ Linear 70mm clip - a single clip
SV-AZ45DEG	AZ Linear 45° clip



T-Piece Connection



Cross Connector

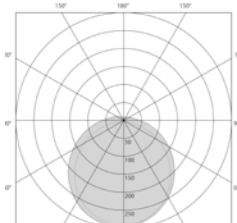


90° Bend




70mm Single Clip and a 45° clip

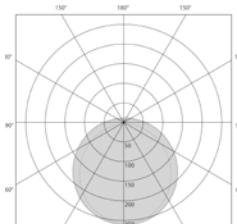
45W 4000K 120°



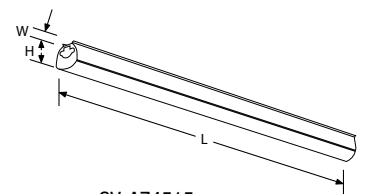

6750 Lumens



60W 4000K 120°



9900 Lumens



SV-AZ4515

(L) 1500mm Length
(W) 48mm Width
(H) 48mm Height

SV-AZ6015

(L) 1500mm Length
(W) 48mm Width
(H) 48mm Height

SV-AZ4515BLK

(L) 1500mm Length
(W) 48mm Width
(H) 48mm Height

SV-AZ6015BLK

(L) 1500mm Length
(W) 48mm Width
(H) 48mm Height

Wattage Selectable Retail Seamless Linear

High quality aluminium body

Wattage selectable

Polycarbonate back cover

Modular design

Linkable allows for continuous uninterrupted linear light.

Supplied with mounting clips and can be ordered separately

Flicker free

2kV surge protection

Axis™

NEW

**7 YEAR
WARRANTY**

**HIGH
EFFICIENCY**

**THINK LUMENS NOT WATTS
LOWER ENERGY - SAME LUMENS**

WATTAGE SELECTABLE

3000K

11W	1540lm
14W	1960lm
17W	2380lm
20W	2800lm

4000K

11W	1650lm
14W	2100lm
17W	2550lm
20W	3000lm

**600mm
3000K**

22W	3080lm
28W	3920lm
34W	4760lm
40W	5600lm

**600mm
4000K**

22W	3300lm
28W	4200lm
34W	5100lm
40W	6000lm

**1200mm
3000K**

34W	4760lm
42W	5880lm
51W	7140lm
60W	8400lm

**1200mm
4000K**

34W	5100lm
42W	6300lm
51W	7650lm
60W	9000lm

1500mm

1500mm



Side profile showing joining arrangement




Specification

Installation Type	Surface / Suspended
Input Voltage	198 - 264V
Luminaire Materials	Aluminium
Lifetime	50,000
CRI	80
IP Rating	IP20
Warranty	7 Years

Wattage Selectable Retail Seamless Linear

Cat. No.	Watts	lm/W	Lumens	Colour	Beam
600mm Feed in unit					
AA-RLS6WS-30B	11W / 14W / 17W / 20W	up to 155	1540-2800lm	3000K	90°
AA-RLS6WS-40B	11W / 14W / 17W / 20W	up to 155	1650-3000lm	4000K	90°
600mm Joiner unit					
AA-RLJ6WS-30B	11W / 14W / 17W / 20W	up to 155	1540-2800lm	3000K	90°
AA-RLJ6WS-40B	11W / 14W / 17W / 20W	up to 155	1650-3000lm	4000K	90°
1200mm Feed in unit					
AA-RLS12WS-30B	22W / 28W / 34W / 40W	up to 155	3080-5600lm	3000K	90°
AA-RLS12WS-40B	22W / 28W / 34W / 40W	up to 155	3300-6000lm	4000K	90°
1200mm Joiner unit					
AA-RLJ12WS-30B	22W / 28W / 34W / 40W	up to 155	3080-5600lm	3000K	90°
AA-RLJ12WS-40B	22W / 28W / 34W / 40W	up to 155	3300-6000lm	4000K	90°
1500mm Feed in unit					
AA-RLS15WS-30B	34W / 42W / 51W / 60W	up to 155	4760-8400lm	3000K	90°
AA-RLS15WS-40B	34W / 42W / 51W / 60W	up to 155	5100-9000lm	4000K	90°
1500mm Joiner unit					
AA-RLJ15WS-30B	34W / 42W / 51W / 60W	up to 155	4760-8400lm	3000K	90°
AA-RLJ15WS-40B	34W / 42W / 51W / 60W	up to 155	5100-9000lm	4000K	90°

Colour options:



Black

Triac, Dali, 1-10V dimmable & EM options available, contact sales office for more information
White option available, contact sales office for more information

Accessories

AA-RLA-CT	Feed-In Gland Accessory, for starting a run
AA-RLA-EC	End-Cap Accessory, for ending a run
AA-RLA-MC	Mounting Clip Accessory



Feed in gland plate



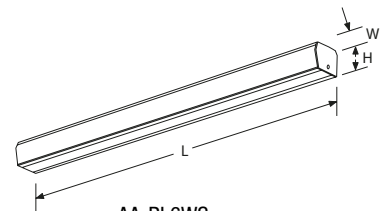
End caps



Mounting Clip



Suspension kit
(included)



AA-RL6WS

(L) 595mm Length
(W) 60mm Width
(H) 52mm Height

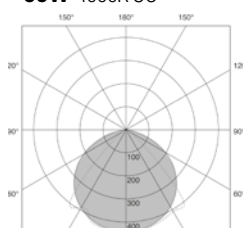
AA-RL12WS

(L) 1195mm Length
(W) 60mm Width
(H) 52mm Height

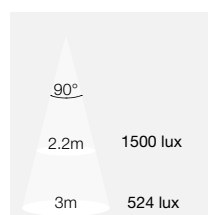
AA-RL15WS

(L) 1495mm Length
(W) 60mm Width
(H) 52mm Height

60W 4000K 90°



9000 Lumens



Retail LED Linear Wattage Selectable

Modular system incorporating a trunking rail (housing wiring harnesses) and separate clip in luminaire

Wattage selectable

Delivering up to 180lm/W

Luminaire joins to create a continuous line of light - up to 70m

Multiple lens option available

3 wire, 5 wire, 7 wire and 8 wire options available

Circuit selector incorporated

Daylight and motion sensor options available

Flicker free

2kV surge protection

3000K

16W	2400lm
20W	3040lm
24W	3672lm
30W	4590lm

3500K

16W	2464lm
20W	3100lm
24W	3744lm
30W	4680lm

600mm 4000K

16W	2672lm
20W	3380lm
24W	4080lm
30W	5100lm

600mm 5000K

16W	2672lm
20W	3380lm
24W	4080lm
30W	5100lm

600mm 3000K

24W	3912lm
30W	4860lm
35W	5600lm
40W	6320lm

600mm 3500K

24W	3984lm
30W	4980lm
35W	5740lm
40W	6480lm

1200mm 4000K

25W	4344lm
30W	5400lm
35W	6230lm
40W	7040lm

1200mm 5000K

24W	4344lm
30W	5400lm
35W	6230lm
40W	7040lm

1200mm 3000K

36W	5832lm
45W	7245lm
55W	8745lm
60W	9420lm

1200mm 3500K

36W	5976lm
45W	7425lm
55W	8965lm
60W	9660lm

1500mm

36W	6480lm
45W	8055lm
55W	9735lm
60W	10500lm

1500mm

36W	6480lm
45W	8055lm
55W	9735lm
60W	10500lm

Linium+™


NEW

**7 YEAR
WARRANTY**

**HIGH
EFFICIENCY**

**PLUG
+PLAY**

**THINK LUMENS NOT WATTS
LOWER ENERGY - SAME LUMENS**



Linium+ shown with **STELLAR** lens



Specification

Installation Type	Surface or Suspended
Input Voltage	220 - 240V
Luminaire Materials	Aluminium & Polycarbonate
Lifetime	50,000
CRI	80
IK Rating	IK06
IP Rating	IP40
Warranty	7 Years

**Retail LED Linear
Wattage Selectable**

Length	Watts	lm/W	Lumens	Colour
2' (600mm)	16W / 20W / 24W / 30W	up to 180	up to 5400	3000K
				3500K
				4000K
				5000K
				3000K
4' (1200mm)	24W / 30W / 35W / 40W	up to 180	up to 7200	3500K
				4000K
				5000K
				3000K
				3500K
5' (1500mm)	36W / 45W / 55W / 60W	up to 180	up to 10800	4000K
				5000K
				3000K
				3500K
				5000K

Colour options:



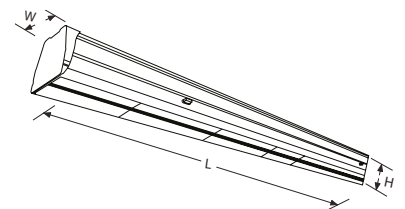

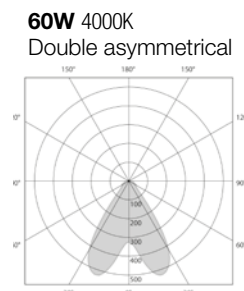

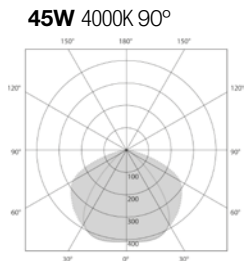
Dali, 1-10V dimmable & EM options available, contact sales office for more information
Emergency and Microwave Sensor options available upon request
Available in 30°, 60°, 90° 120°, asymmetrical and double asymmetrical



Luxline lens Stellar lens Vortex lens Prism lens Suspension kit



Track light module for 2', 4', 5' 3/5/7 Wire connector Endcap Cross Connector T Connector Elbow Connector



(L) Length to order
(W) 68mm Width
(H) 70mm Height

Retail Linears

LINEARS / BATTENS

NEW



Vector™

106



LinearPac+™

108

NEW



Batpac+™

110

NEW



Hydro-Link™

112



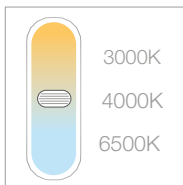


LINEARs / BATTENS

**Commercial Linkable
Colour Selectable Linear**

- Linkable
- High Efficacy
- 3 CCT Selectable
- Illuminated Joining Accessories (Bends, Tees, Cross Etc)
- Suspension kit included
- Flicker free
- 1.5kV surge protection

**COLOUR
SELECTABLE**



Linears / Battens

Vector™

NEW



**7 YEAR
WARRANTY**

**HIGH
EFFICIENCY**

**THINK LUMENS NOT WATTS
LOWER ENERGY - SAME LUMENS**



Colour selectable



Side profile showing suspension and power cables

Specification

Installation Type	Surface / Suspended
Input Voltage	220 - 240V
Luminaire Materials	Aluminium
Lifetime	50,000
CRI	80
IK Rating	IK06
IP Rating	IP20
Warranty	7 Years

**Commercial Linkable
Colour Selectable Linear**

Cat. No.	Watts	lm/W	Lumens	Colour	Beam
600mm					
AA-LNV620-CS	20W	up to 140	2800lm	3000K / 4000K / 6500K	120°
1200mm					
AA-LNV1240-CS	40W	up to 140	5600lm	3000K / 4000K / 6500K	120°
1500mm					
AA-LNV1550-CS	50W	up to 140	7000lm	3000K / 4000K / 6500K	120°

Colour :



Black

Accessories

AA-LNVA-CS-L 90° accessory

AA-LNVA-CS-V V accessory

AA-LNVA-CS-T T accessory

AA-LNVA-CS-Y Y accessory

AA-LNVA-CS-X 4 way accessory

White option available, contact sales office for more information



90° Elbow

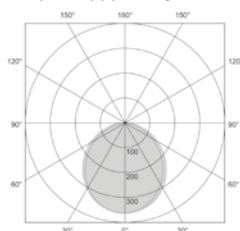
Tee

4 Way

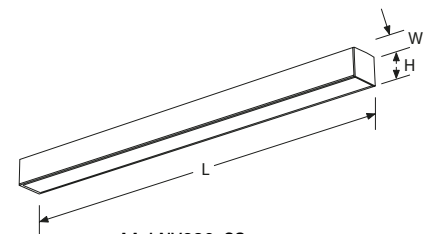
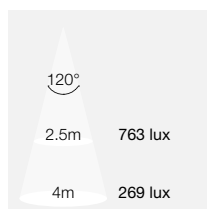
Vee

Y

40W 4000K 120°



5600 Lumens



AA-LNV620-CS

(L) 600mm Length
(W) 50mm Width
(H) 75mm Height

AA-LNV1240-CS

(L) 1200mm Length
(W) 50mm Width
(H) 75mm Height

AA-LNV1550-CS

(L) 1500mm Length
(W) 50mm Width
(H) 75mm Height

**Colour & Wattage
Selectable Anti-Corrosives**

Colour temperature can be switched between 3000K, 4000K and 6500K

Wattage selectable

Clip in gear tray for ease of installation and maintenance

Delivering up to 160lm/W

Stainless steel anti-tamper clips

2x IP66 rated cable glands supplied

IK10 rated impact resistance

Adjustable light detector from 2-50 lux for microwave option

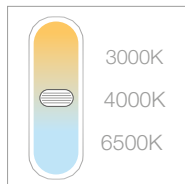
Adjustable hold time of 5 seconds to 30 minutes for microwave option

-10°C to 50°C ambient operating temperature (for standard and MS version, 0-40°C for EM option)

Flicker free

2kV surge protection

**COLOUR
SELECTABLE**



**WATTAGE
SELECTABLE**

**AA-ANT12WSF-CCT3
3000K**

20W	3188lm
24W	4075lm
30W	4671lm
36W	5466lm

4000K

20W	3346lm
24W	4147lm
30W	4908lm
36W	5706lm

6500K

20W	3318lm
24W	4083lm
30W	4909lm
36W	5629lm

**AA-ANT15WSF-CCT3
3000K**

32W	4973lm
38W	6172lm
48W	7278lm
58W	8911lm

4000K

32W	5145lm
38W	6495lm
48W	7661lm
58W	9160lm

6500K

32W	5031lm
38W	6341lm
48W	7640lm
58W	8972lm

LinearPac+™



**THINK LUMENS NOT WATTS
LOWER ENERGY - SAME LUMENS**



Colour & wattage selectable



Frosted & milky diffuser options


Specification

Installation Type	Surface
Input Voltage	220 - 240V
Luminaire Materials	Polycarbonate
Lifetime	50,000
CRI	80
IK Rating	IK10
IP Rating	IP66
Warranty	5 Years

Colour & Wattage Selectable Anti-Corrosives

Cat. No.	Watts	lm/W	Lumens	Colour	Beam
Twin 4' (1200mm)					
AA-ANT12WSF-CCT3*	20W / 24W / 30W / 36W	up to 160	5760lm	3000K / 4000K / 6500K	110°

Colour :



Grey

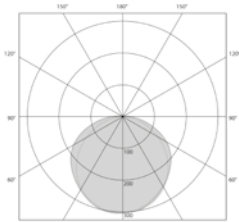
Twin 5' (1500mm)					
AA-ANT15WSF-CCT3*	32W / 38W / 48W / 58W	up to 160	9280lm	3000K / 4000K / 6500K	110°

*Add suffix **EM** for **Emergency**, **MS** for **Microwave Sensor** & **MSC** for **Microwave Sensor Corridor Function** options

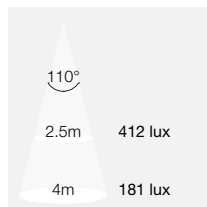
Accessories

Cat. No.	Description
AA-ANTA12-M	4' milky diffuser
AA-ANTA12-F	4' frosted diffuser
AA-ANTA15-M	5' milky diffuser
AA-ANTA15-F	5' frosted diffuser

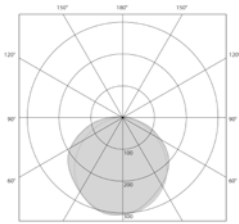
36W 4000K 110°



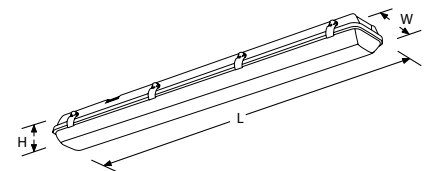

5760 Lumens



58W 4000K 110°



9280 Lumens



AA-ANT12WSF-CCT

(L) 1200mm Length

(W) 100mm Width

(H) 72mm Height

AA-ANT15WSF-CCT

(L) 1500mm Length

(W) 100mm Width

(H) 72mm Height

High Efficiency Colour & Wattage Selectable Battens

Colour temperature can be switched between 3000K, 4000K and 6500K

Wattage selectable

Updated design with a push clip release mechanism at each end

Delivering up to 150lm/W

Hinged gear tray for fast installation

Push-fit terminals

Knock outs for cable entry on both ends

Multiple BESA mounting points (matches traditional fluorescent)

Adjustable light detector from 2-50 lux for microwave option

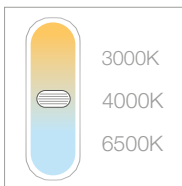
Adjustable hold time of 5 seconds to 30 minutes for microwave option

Opal polycarbonate diffuser for even light distribution

Flicker free

2kV surge protection

COLOUR SELECTABLE



WATTAGE SELECTABLE

4'	5'
3000K	3000K
21W	25W
26W	30W
34W	35W
37W	44W
4000K	4000K
21W	25W
26W	30W
34W	35W
37W	44W
6500K	6500K
21W	25W
26W	30W
34W	35W
37W	44W

BatPac+™

NEW



7 YEAR WARRANTY


HIGH EFFICIENCY

PLUG + PLAY

**THINK LUMENS NOT WATTS
LOWER ENERGY - SAME LUMENS**



Hinged design




Besa box mounting points

Specification

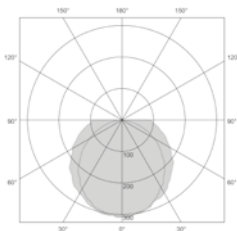
Installation Type	Surface & Suspended
Input Voltage	220 - 240V
Luminaire Materials	Metal & Polycarbonate
Lifetime	50,000
CRI	80
IK Rating	IK08
IP Rating	IP20
Warranty	7 Years

High Efficiency Colour & Wattage Selectable Battens

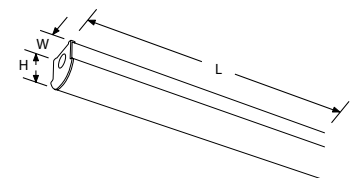

Cat. No.	Watts	lm/W	Lumens	Colour	Beam	Colour :
4'						
AA-BAWS2137-CS*	21W / 26W / 34W / 37W	up to 150	5500lm	3000K / 4000K / 6500K	120°	 White
5'						
AA-BAWS2544-CS*	25W / 30W / 35W / 44W	up to 150	6600lm	3000K / 4000K / 6500K	120°	

*Add suffix **EM** for **Emergency**, **MS** for **Microwave Sensor** & **MSC** for **Microwave Sensor Corridor Function** options

44W 4000K 120°



6600 Lumens



AA-BAWS2137-CS

(L) 1170mm Length

(W) 61mm Width

(H) 71mm Height

AA-BAWS2544-CS

(L) 1470mm Length

(W) 61mm Width

(H) 71mm Height

**Linkable LED
Anti-Corrosives**

Updated for use with microwave / PIR sensor and emergency kit (each accessory sold separately)

Microwave sensor has Bluetooth capability which enables users to create switchable groups on the same network

Delivering 150lm/W

Vandal resistant high impact polycarbonate housing

Tool free installation

Adjustable push fit terminals at either end for quicker installation and through wiring

Opal diffuser to provide smooth even light distribution

2 x IP66 rated cable glands supplied

-25° to 40° ambient operating temperature

Power factor 0.9

Flicker free

1.5kV surge protection

HydroLink+™

NEW


**7 YEAR
WARRANTY**

**HIGH
EFFICIENCY**

**THINK LUMENS NOT WATTS
LOWER ENERGY - SAME LUMENS**



IP66 rated cable gland



HydroLink shown with PIR sensor

Specification

Installation Type	Surface or Suspended
Input Voltage	220 - 240V
Luminaire Materials	Polycarbonate
Lifetime	50,000
CRI	80
IK Rating	IK10
IP Rating	IP66
Warranty	7 Years

Linkable LED Anti-Corrosives

Cat. No.	Watts	lm/W	Lumens	Colour	Beam
AA-TP1234-40*	34W	150	5100lm	4000K	120°
AA-TP1550-40*	50W	150	7500lm	4000K	120°

*Add suffix **EM** for **Emergency** option available upon request

Accessories	Watts	lm/W	Lumens	Emergency Time	Description
AA-TPEM	2W	100	200lm	90 to 180 minutes	Emergency kit
AA-TPMS	-	-	-	-	Microwave sensor (Bluetooth Mesh Capability)
AA-TPPIR	-	-	-	-	PIR sensor

Colour :



White



AA-TPEM - Emergency kit

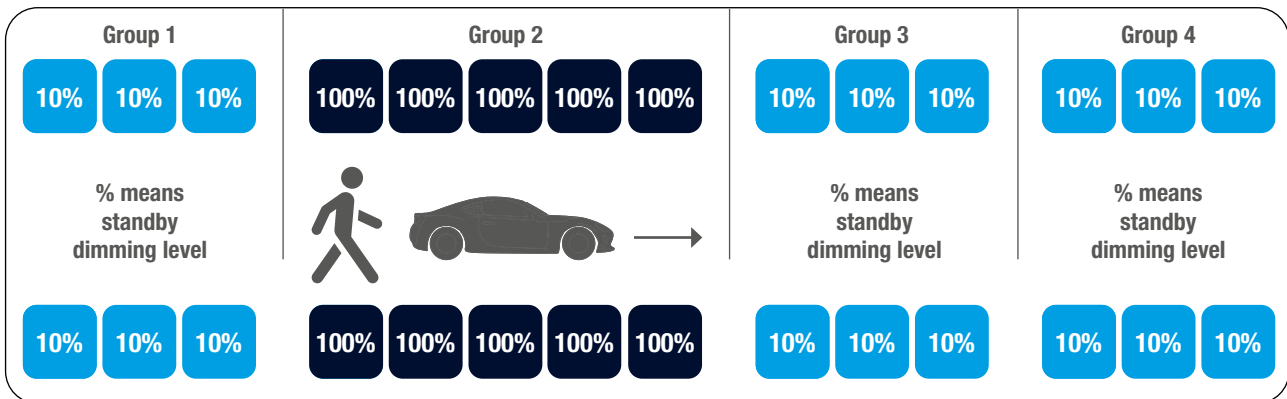


AA-TPMS - Microwave sensor



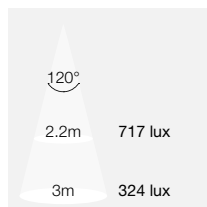
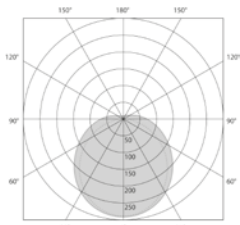
AA-TPMS - PIR sensor

Sensor Grouping



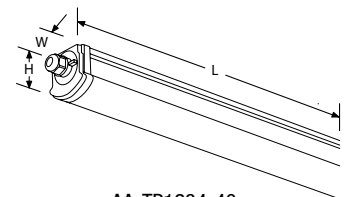
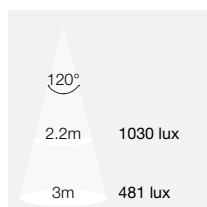
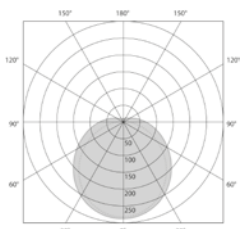
34W 4000K 120°

5100 Lumens



50W 4000K 120°

7500 Lumens



AA-TP1234-40

(L) 1258mm Length
(W) 71mm Width
(H) 66mm Height

AA-TP1550-40

(L) 1558mm Length
(W) 71mm Width
(H) 66mm Height

HIGHBAYS

NEW



Discovery™

116

NEW



Sky™

118



Cosmos+™

120





HIGHBAYS

High Power Linear Dimmable Highbays

Up to 36000 lumens

Delivering up to 180lm/W

Wattage selectable

2 beam angles available,
90° ideal for open spaces
20x80 ideal for lighting in between
high racking

-40° to +50° working temperature

Comes complete with Zhaga base
for motion sensing and daylight
harvesting options

Flicker free

6kV surge protection

WATTAGE SELECTABLE

AA-LHBWS90-40
4000K

120W	22500lm
150W	27500lm
200W	36000lm

AA-LHBWS20X80-40
4000K

120W	20400lm
150W	24750lm
200W	32000lm

Discovery™

NEW



7 YEAR
WARRANTY

HIGH
EFFICIENCY

THINK LUMENS NOT WATTS
LOWER ENERGY - SAME LUMENS



Sensor (Optional)




Side profile

Specification

Installation Type	Surface / Suspended
Input Voltage	120-277V
Luminaire Materials	Steel & Aluminium
Lifetime L90B10	50,000
CRI	80
IK Rating	IK08
IP Rating	IP65
Warranty	7 Years

High Power Linear Dimmable Highbays

Cat. No.	Watts	lm/W	Lumens	Colour	Beam Angle	Net Weight	Colour :
AA-LHBWS90-40	120W / 150W / 200W	180	36000lm	4000K	90°	2.8kgs	 Black
AA-LHBWS20X80-40	120W / 150W / 200W	160	32000lm	4000K	20x80°	2.8kgs	

Accessories

AA-LHBB	Mounting bracket for Discovery™
EN-HBDMS	Microwave sensor for Discovery™
AA-HBDH	Motion & daylight harvesting sensor for Discovery™
AA-HBDH-R	Remote controller for Discovery™ highbay

Dali, 1-10V dimmable & EM options available, contact sales office for more information

Accessories sold separately



Microwave sensor



Motion & daylight harvesting sensor



Remote Controller

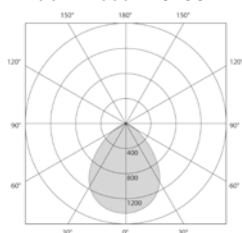


Suspension kit (Included)

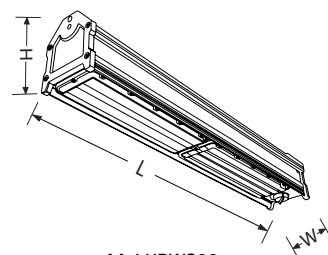
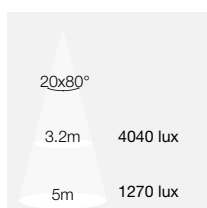


Mounting Brackets

200W 4000K 20x80°



32000Lumens



AA-LHBWS90

(L) 717mm Length
(W) 111mm Width
(H) 131mm Height

AA-LHBWS20X80

(L) 717mm Length
(W) 111mm Width
(H) 131mm Height

Wattage Selectable Aluminium Dimmable Highbays

Wattage selectable

Up to 28500 lumens

Delivering up 190lm/W

Large surface area - highly efficient light distribution and heat management

0-10V dimmable

90° beam angle (standard)

Optional 60° and 120° lens available (sold separately)

Dotted lens

-40° to +50° working temperature

Comes complete with Zhaga base for motion sensing and daylight harvesting options

Safety cable + 1.5m AC wire

Flicker free

6kV surge protection

WATTAGE SELECTABLE

5000K

75W	14000lm
90W	17000lm
105W	20000lm
120W	23000lm
135W	25000lm
150W	28500lm

Sky™

NEW



7 YEAR
WARRANTY

HIGH
EFFICIENCY

THINK LUMENS NOT WATTS
LOWER ENERGY - SAME LUMENS



Shown with sensor (sold separately)



Side profile shown with sensor (sold separately)

Specification

Installation Type	Suspended
Input Voltage	120-277V
Luminaire Materials	Aluminium
Lifetime L80B10	87,000
CRI	80
IK Rating	IK10
IP Rating	IP66
Warranty	7 Years

Wattage Selectable Aluminium Dimmable Highbays

Cat. No.	Watts	lm/W	Lumens	Colour	Beam Angle
AA-SHBWS7515-50	75W / 90W / 105W / 120W / 135W / 150W	up to 190	28500lm	5000K	90°

Colour :



Grey

Accessories

AA-SHBA60	60° lens for Sky™
AA-SHBA120	120° lens for Sky™
EN-HBDMSC	Microwave sensor for Sky™
AA-HBDH	Motion & daylight harvesting sensor for Sky™
AA-HBDH-R	Remote controller for Sky™ highbay

Dali, 1-10V dimmable & EM options available, contact sales office for more information

Accessories sold separately



60° lens



120° lens



Microwave sensor

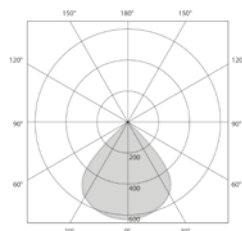


Motion & daylight
harvesting sensor

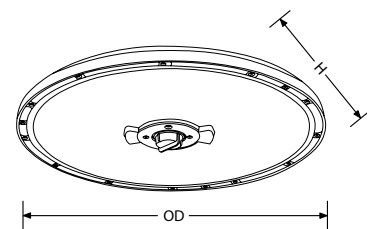
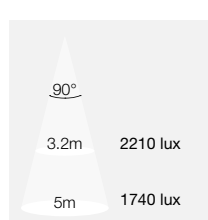


Remote Controller

150W 5000K 90°



28500 Lumens



AA-SHBWS7515
(H) 90mm Height
(OD) 390mm Overall (Ø)

High Power Aluminium 1-10V Dimmable Highbays

Up to 30600 lumens

Delivering 180lm/W

90° beam angle (standard)

Optional 60° and 120° lens available
(sold separately)

Dotted lens

-40° to +50° working temperature

Comes complete with Zhaga base
for motion sensing and daylight
harvesting options

Safety cable + 1.5m AC wire

Dali, 1-10V dimmable & EM options
available, contact sales office for more
information

Flicker free

6kV surge protection

Cosmost™

**7 YEAR
WARRANTY**



**HIGH
EFFICIENCY**

**THINK LUMENS NOT WATTS
LOWER ENERGY - SAME LUMENS**



Shown with sensor (can be bought separately)



Side profile

Specification

Installation Type	Ring
Input Voltage	220 - 240V
Luminaire Materials	Die Cast Aluminium, Polycarbonate
Lifetime L80B10	75,000
CRI	80
IK Rating	IK10
IP Rating	IP65
Warranty	5 Years

High Power Aluminium 1-10V Dimmable Highbays

Cat. No.	Watts	lm/W	Lumens	Colour	Beam Angle	Net Weight
AA-HBB90-40	90W	180	16200lm	4000K	90°	3.0kgs
AA-HBB130-40	130W	180	23400lm	4000K	90°	3.0kgs
AA-HBB170-40	170W	180	30600lm	4000K	90°	3.5kgs

Colour :



Black

Accessories

AA-HBB60A	60° lens for Cosmos+™ AA-HBB90 & AA-HBB130
AA-HBB60B	60° lens for Cosmos+™ AA-HBB170
AA-HBB90A	90° lens for Cosmos+™ AA-HBB90 & AA-HBB130
AA-HBB90B	90° lens for Cosmos+™ AA-HBB170
AA-HBB120A	120° lens for Cosmos+™ AA-HBB90 & AA-HBB130
AA-HBB120B	120° lens for Cosmos+™ AA-HBB170
AA-HBBMB1	Mounting bracket for Cosmos+™ AA-HBB90 & AA-HBB130
AA-HBBMB2	Mounting bracket for Cosmos+™ AA-HBB170
EN-HBDMSC	Microwave sensor for Cosmos+™
EN-HBDRC	Remote controller for Cosmos+™ microwave highbay
EN-HBD-AR-M	Aluminium reflector AA-HBB90 & AA-HBB130
EN-HBD-AR-L	Aluminium reflector AA-HBB170
EN-HBD-PR-M	Acrylic reflector AA-HBB90 & AA-HBB130
EN-HBD-PR-L	Acrylic reflector AA-HBB170
AA-HBDH	Motion & daylight harvesting sensor for Cosmos™
AA-HBDH-R	Remote controller for Cosmos™ highbay

Accessories sold separately



60° & 120° lens



Mounting bracket



Aluminium & Acrylic Reflectors (Special Order)



Microwave sensor

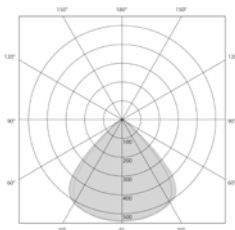


Motion & daylight harvesting sensor

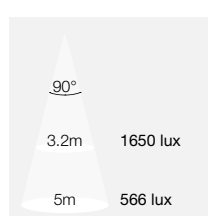


Remote Controller

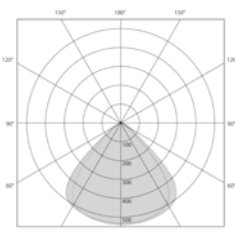
90W 4000K 90°



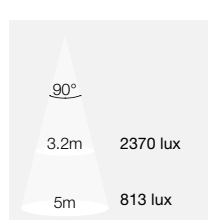
16200 Lumens



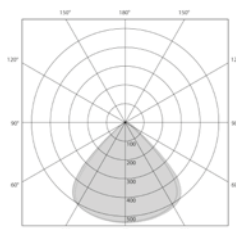
130W 4000K 90°



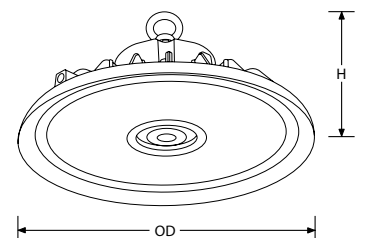
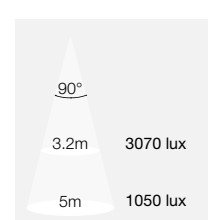
23400 Lumens



170W 4000K 90°



30600 Lumens



AA-HBB90
(H) 160mm Height
(OD) 280mm Overall (Ø)

AA-HBB130
(H) 165mm Height
(OD) 280mm Overall (Ø)

AA-HBB170
(H) 172mm Height
(OD) 305mm Overall (Ø)

FLOODLIGHTS

NEW



Helius+™ 50

124

NEW



Helius+™ 100

124

NEW



Helius+™ 200

124

NEW



Helius+™ 300

124

NEW



Helius+™ 400

124



FLOODLIGHTS

High Powered Colour & Wattage Selectable Floodlights

Super-durable due to high pressure die-cast aluminium housing and toughened glass lens.

Wattage selectable

3 CCT Selectable (4000K / 5000K / 5700K)

Available with asymmetric lens for better light distribution and

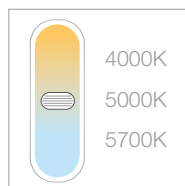
Low light pollution

Integrated wiring compartment for loop-in & out with easy

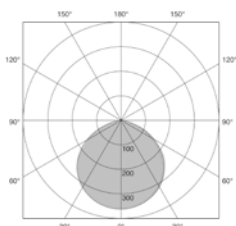
Flicker free

10kV surge protection

COLOUR SELECTABLE



400W 4000K 120°



64000 Lumens



Helius+™

7 YEAR WARRANTY

NEW



HIGH EFFICIENCY

THINK LUMENS NOT WATTS
LOWER ENERGY - SAME LUMENS



Back view




Side profile

Specification

Installation Type	Surface Mount
Input Voltage	120 - 277V
Luminaire Materials	Die Cast Aluminium
Lifetime	50,000
CRI	80
IK Rating	up to IK08
IP Rating	IP66
Warranty	7 Years

High Powered Colour & Wattage Selectable Floodlights

Cat. No.	Watts	lm/W	Lumens	Colour	Beam	Colour :
AA-FLH2050-CS	20W / 30W / 50W	up to 170	3160-8500lm	3000K / 4000K / 5000K	120°	 Black
AA-FLH60100-CS	60W / 80W / 100W	up to 170	9400-17000lm	3000K / 4000K / 5000K	120°	
AA-FLH120200-CS	120W / 160W / 200W	up to 170	18900-34000lm	3000K / 4000K / 5000K	120°	
AA-FLH180300-CS	180W / 240W / 300W	up to 170	28400-51000lm	3000K / 4000K / 5000K	120°	
AA-FLH200400-CS	200W / 300W / 400W	up to 170	31600-68000lm	3000K / 4000K / 5000K	120°	

For coastal grade brackets contact sales office for more information



AA-FLH2050-CS

3000K

20W	3160lm
30W	4740lm
50W	7900lm

4000K

20W	3400lm
30W	5100lm
50W	8500lm

5000K

20W	3400lm
30W	5100lm
50W	8500lm

AA-FLH60100-CS

3000K

60W	9400lm
80W	12600lm
100W	15800lm

4000K

60W	10200lm
80W	13600lm
100W	17000lm

5000K

60W	10200lm
80W	13600lm
100W	17000lm

AA-FLH120200-CS

3000K

120W	28400lm
160W	37900lm
200W	47400lm

4000K

120W	30600lm
160W	40800lm
200W	51000lm

5000K

120W	30600lm
160W	40800lm
200W	51000lm

AA-FLH180300-CS

3000K

180W	28400lm
240W	37900lm
300W	63200lm

4000K

180W	30600lm
240W	40800lm
300W	51000lm

5000K

180W	30600lm
240W	40800lm
300W	51000lm

AA-FLH200400-CS

3000K

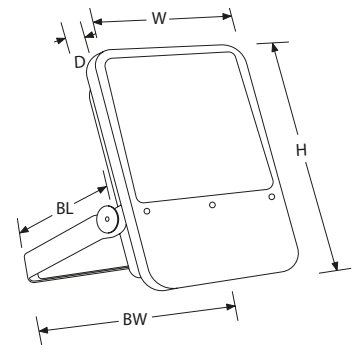
200W	31600lm
300W	47400lm
400W	63200lm

4000K

200W	34000lm
300W	51000lm
400W	68000lm

5000K

200W	34000lm
300W	51000lm
400W	68000lm



AA-FLH2050-CS

- (H) 284mm Height
- (W) 204mm Width
- (D) 56mm Depth
- (BL) 179mm Bracket Length
- (BW) 229mm Bracket Width

AA-FLH60100-CS

- (H) 333mm Height
- (W) 302mm Width
- (D) 59mm Depth
- (BL) 282mm Bracket Length
- (BW) 191mm Bracket Width

AA-FLH120200-CS

- (H) 335mm Height
- (W) 330mm Width
- (D) 59mm Depth
- (BL) 333mm Bracket Length
- (BW) 197mm Bracket Width

AA-FLH180300-CS

- (H) 522mm Height
- (W) 418mm Width
- (D) 60mm Depth
- (BL) 389mm Bracket Length
- (BW) 293mm Bracket Width

AA-FLH200400-CS

- (H) 569mm Height
- (W) 531mm Width
- (D) 65mm Depth
- (BL) 491mm Bracket Length
- (BW) 293mm Bracket Width

BULKHEADS

NEW



DuraMax™

128

NEW



DuraGlo™

130

NEW



Orbital+™

132



HerculesCS+™

134





BULKHEADS

Wattage & Colour Selectable Aluminium LED Bulkheads

Industrial bulkhead

Colour temperature can be switched between 3000K, 4000K and 5000K

Wattage selectable

Delivering up to 150lm/W

For ambient temperatures from -40° C to +50° C

0-10V dimmable

Flicker free

6kV surge protection

DuraMax™

7 YEAR WARRANTY

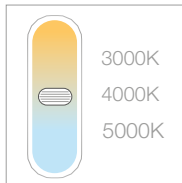
NEW



HIGH EFFICIENCY

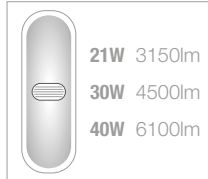
**THINK LUMENS NOT WATTS
LOWER ENERGY - SAME LUMENS**

COLOUR SELECTABLE

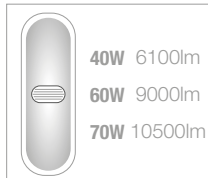


WATTAGE SELECTABLE


AA-IDWS2140-CS



AA-IDWS4070-CS



Side profile



Wattage selectable

Specification

Installation Type	Surface / Pole Mount
Input Voltage	120 - 277V
Luminaire Materials	Aluminium
Lifetime L90B10	50,000
CRI	80
IK Rating	IK10
IP Rating	IP65
Warranty	7 Years

**Wattage & Colour Selectable
Aluminium LED Bulkheads**

Cat. No.	Watts	lm/W	Lumens	Colour	Beam
AA-IDWS2140-CS	21W / 30W / 40W	Up to 150	6100lm	3000K / 4000K / 5000K	160°
AA-IDWS4070-CS	40W / 60W / 70W	Up to 150	10500lm	3000K / 4000K / 5000K	160°

EM options available, contact sales office for more information

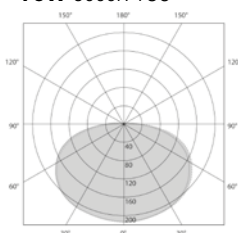
Colour options:



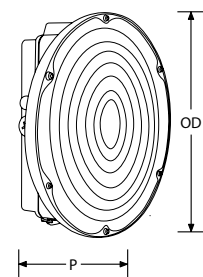
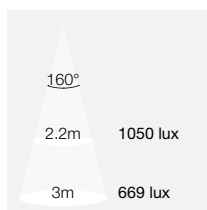
White

Bulkheads

70W 5000K 160°



10500 Lumens



AA-IDWS
(OD) 290mm Overall Ø
(P) 140mm Projection

Colour & Wattage Selectable Aluminium LED Wallpacks

Colour temperature can be switched between 3000K, 4000K and 5000K

Wattage selectable

Delivering up to 140lm/W

Die cast aluminium body

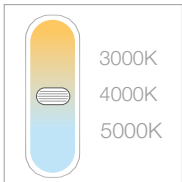
For ambient temperatures from -20° C to 45° C

Low glare and super slim design

0-10V dimmable

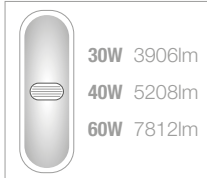
Flicker free

6kV surge protection

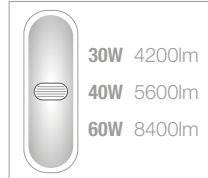


AA-WPWS3060-CS

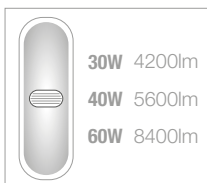
3000K



4000K

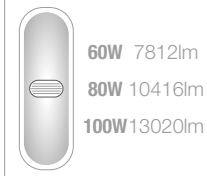


5000K

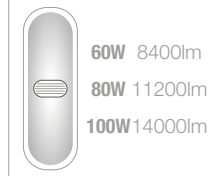


AA-WPWS60100-CS


3000K



4000K



5000K



DuraGlo™



NEW

7 YEAR WARRANTY

HIGH EFFICIENCY

**THINK LUMENS NOT WATTS
LOWER ENERGY - SAME LUMENS**



Side profile showing photocell sensor



Colour & wattage selectable

Specification

Installation Type	Wall Mounted
Input Voltage	120 - 277V
Luminaire Materials	Aluminium, Polycarbonate Lens
Lifetime L90B10	50,000
CRI	70
IK Rating	IK08
IP Rating	IP65
Warranty	7 Years

Colour & Wattage Selectable Aluminium LED Wallpacks

Cat. No.	Watts	lm/W	Lumens	Colour	Beam
AA-WPWS3060-CS	30W / 40W / 60W	up to 140	3906-8400lm	3000K / 4000K / 5000K	150°
AA-WPWS60100-CS	60W / 80W / 100W	up to 140	7812-14000lm	3000K / 4000K / 5000K	150°

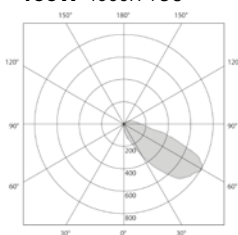
EM options available, contact sales office for more information

Colour options:

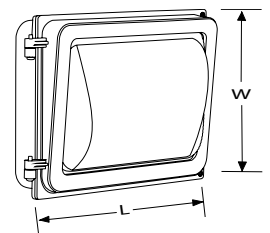
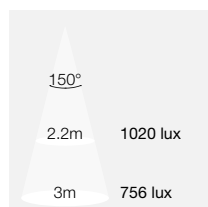


Black

100W 4000K 150°



8400 Lumens



AA-WPWS

(L) 347mm Length

(W) 246mm Width

(H) 98mm Height

**Colour & Wattage Selectable
Polycarbonate LED Bulkhead**

Colour temperature can be switched between 3000K, 4000K and 5000K

Wattage selectable

Rear entry access wiring compartment allows for easy installation and switch access


For ambient temperatures from -20° C to 40° C

Flicker free

1kV surge protection

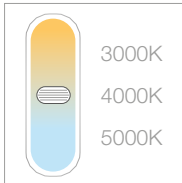
Orbital+™

NEW



Available in white & black finish

**COLOUR
SELECTABLE**



**WATTAGE
SELECTABLE**

3000K

11W	1060lm
14W	1348lm
17W	1638lm
20W	1927lm

4000K

11W	1212lm
14W	1544lm
17W	1875lm
20W	2205lm

5000K

11W	1276lm
14W	1624lm
17W	1972lm
20W	2320lm



Side Profile



Colour & wattage selectable

Specification

Installation Type	Surface Mounted
Input Voltage	220 - 240V
Luminaire Materials	Polycarbonate
Lifetime	50,000
CRI	80
IK Rating	IK10
IP Rating	IP66
Warranty	5 Years

**Colour & Wattage Selectable
Polycarbonate LED Bulkhead**

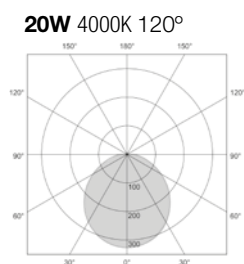
Cat. No.	Watts	lm/W	Lumens	Colour	Beam
AA-BH020WS-CSW	11W / 14W / 17W / 20W	up to 116	1060-2205lm	3000K / 4000K / 5000K	120°
AA-BH020WS-CSB	11W / 14W / 17W / 20W	up to 116	1060-2320lm	3000K / 4000K / 5000K	120°

Microwave sensor option available, contact sales office for more information

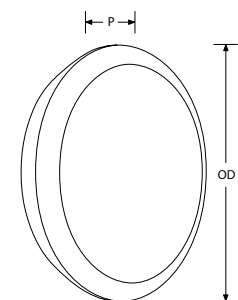

Colour options:



Black White



2159 Lumens



AA-BH020WS
(L) 300mm Length
(W) 300mm Width
(H) 93mm Height

Wattage & Colour Selectable Aluminium LED Bulkheads

Colour temperature can be switched between 3000K, 4000K and 5000K

Wattage selectable

Die cast aluminium body

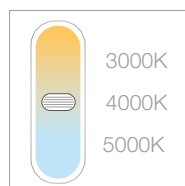
Rear entry access wiring compartment allows for easy installation

For ambient temperatures from -15° C to 40° C

Flicker free

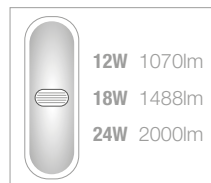
1.5kV surge protection

COLOUR SELECTABLE

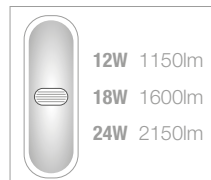


WATTAGE SELECTABLE

3000K



4000K



5000K




Standard version

HerculesCS+™

7 YEAR WARRANTY

NEW



Eyelid version



Standard version

Specification

Installation Type	Surface
Input Voltage	220 - 240V
Luminaire Materials	Aluminium, Polycarbonate Lens
Lifetime	50,000
CRI	80
IK Rating	IK10
IP Rating	IP65
Warranty	7 Years

Wattage & Colour Selectable Aluminium LED Bulkheads

Cat. No.	Watts	lm/W	Lumens	Colour	Beam	Type
AA-BHD18-CS*	12W / 18W / 24W	up to 96	1150-2150lm	3000K / 4000K / 5000K	120°	Standard

Colour options:

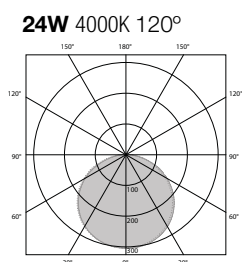


Accessory

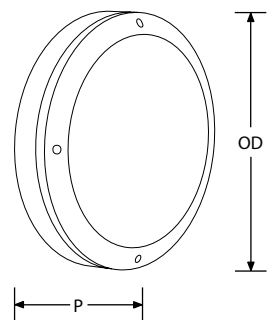

AA-BHDE* Eyelid bezel

*Add suffix **W** or **BLK** for White or Black finish

EM options available, contact sales office for more information



2150 Lumens



AA-BHD18-CS
(OD) 277mm Overall Ø
(P) 80mm Projection

WALL LIGHTING

NEW



Iris™

138



WallE ProMax™

140

NEW

GU10



Polar™

142

NEW

GU10



Polar™

142

NEW

GU10



Polar™

142

NEW



Eclipse™

144

NEW



Comet™

146

NEW



Brix™

148



Bullet™

150



WALL LIGHTING

**COB Aluminium
LED Wall Lights**

- Highly polished glass Iris lens
- Internal driver
- Flicker free
- 2kV surge protection

Iris™


NEW




Wall Lighting



COB lens profile



AA-WLCD10-30 down light effect



AA-WLCD18-30 up / down light effect

Specification

Installation Type	Wall Mount
Input Voltage	220 - 240V
Luminaire Materials	Aluminium
Lifetime	50,000
CRI	80
IK Rating	IK06
IP Rating	IP65
Warranty	5 Years

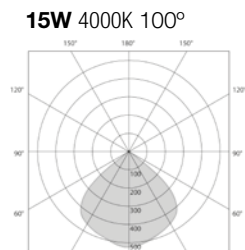
COB Aluminium LED Wall Lights

Cat. No.	Watts	lm/W	Lumens	Colour	Beam	Type
AA-WLCD10-30	10W	116	1160lm	3000K	100°	Down
AA-WLCD10-40	10W	116	1160lm	4000K	100°	Down
AA-WLCD15-30	15W	112	1620lm	3000K	100°	Down
AA-WLCD15-40	15W	112	1620lm	4000K	100°	Down
AA-WLCUD18-30	(18W) 2 x 9W	127	2369lm	3000K	100°	Up / Down
AA-WLCUD18-40	(18W) 2 x 9W	127	2369lm	4000K	100°	Up / Down
AA-WLCUD25-30	(25W) 2 x 12.5W	120	3040lm	3000K	100°	Up / Down
AA-WLCUD25-40	(25W) 2 x 12.5W	120	3040lm	4000K	100°	Up / Down

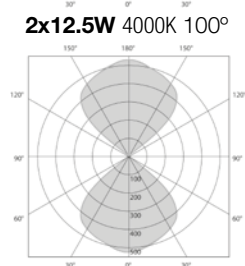
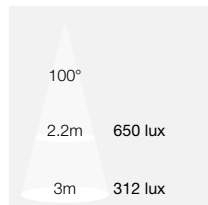
Colour option:



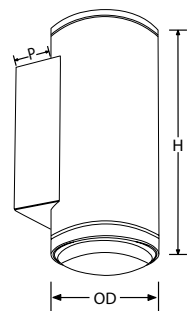
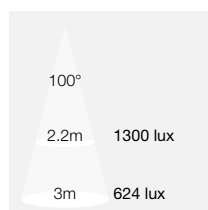
Black



1620 Lumens



3040 Lumens



AA-WLCD10

(H) 185mm Height
(W) 76mm Width
(P) 93mm Projection

AA-WLCD15

(H) 207mm Height
(W) 100mm Width
(P) 118mm Projection

AA-WLCUD18

(H) 200mm Height
(W) 76mm Width
(P) 93mm Projection

AA-WLCUD25

(H) 230mm Height
(W) 100mm Width
(P) 18mm Projection

Up / Down Aluminium LED Wall Lights

High powered, high lumen LED Up/Down wall light

COB


Delivering up to 119lm/W

Integrated driver

Flicker free

1kV surge protection

Walle ProMax™



AA-WLPM up / down light effect



COB light source

Specification

Installation Type	Surface Wall Mount
Input Voltage	220 - 240V
Luminaire Materials	Aluminium
Lifetime	50,000
CRI	80
IK Rating	IK06
IP Rating	IP65
Warranty	5 Years

Up / Down Aluminium LED Wall Lights

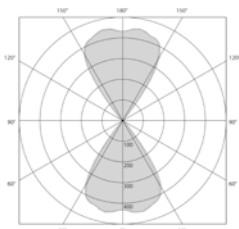
Cat. No.	Watts	lm/W	Lumens	Colour	Beam
AA-WLPM20-40	20W (2 x 10W)	110	2200lm	4000K	36°
AA-WLPM27-40	27W (2 x 13.5W)	119	3200lm	4000K	36°

Colour:

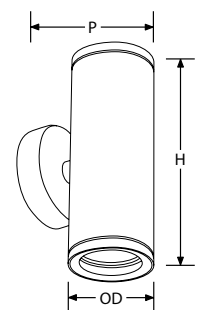



Black

27W 4000K 36°



3200 Lumens



AA-WLPM20

(H) 200mm Height
(OD) 76mm Overall
(P) 121mm Projection

AA-WLPM27

(L) 230mm Length
(OD) 100mm Overall
(P) 145mm Projection

**GU10 Aluminium
Wall Lights**

- GU10 Up/Down wall light
- Aluminium construction
- IP65 rated
- GU10 lamp not included

Polar™



NEW

**WORKS WITH
GU10 LAMPS**



See pg. 76 & 78 (short form)

AA-WLG150-B



AA-WLG176-B



AA-WLG102-B

Specification

Installation Type	Surface Wall Mount
Input Voltage	220 - 240V
Luminaire Materials	Aluminium
IK Rating	IK06
IP Rating	IP65
Warranty	5 Years

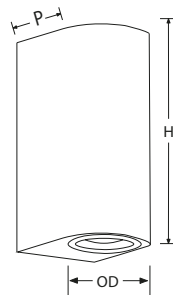
GU10 Aluminium Wall Lights

Cat. No.	Type	Height
AA-WLG150-W	Up/Down	150mm
AA-WLG150-B	Up/Down	150mm
AA-WLG176-W	Up/Down	176mm
AA-WLG176-B	Up/Down	176mm
AA-WLG102-W	Down or Up	102mm
AA-WLG102-B	Down or Up	102mm

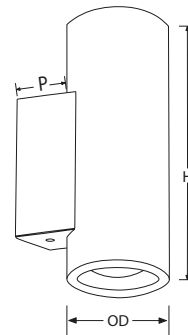
Colour options:



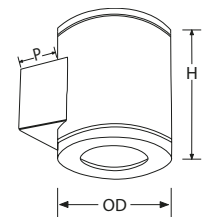
Black White



AA-WLG150
(H) 150mm Height
(OD) 68mm Overall
(P) 800mm Projection



AA-WLG176
(H) 176mm Height
(OD) 60mm Overall
(P) 87mm Projection




AA-WLG102
(H) 102mm Height
(OD) 80mm Overall
(P) 119mm Projection

Surface Mounted Aluminium Wall Lights


- Creates halo effect
- Internal driver
- Flicker free
- 0.5kV surge protection

Eclipse™

NEW



AA-WLE8 light effect



Side profile

Specification

Installation Type	Wall Mount
Input Voltage	200 - 240V
Luminaire Materials	Aluminium & Polycarbonate
Lifetime	50,000
CRI	80
IK Rating	IK06
IP Rating	IP65
Warranty	5 Years

Surface Mounted Aluminium Wall Lights

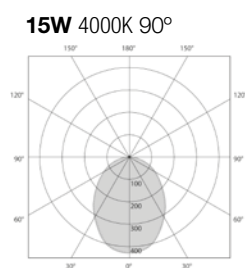
Cat. No.	Watts	lm/W	Lumens	Colour	Beam
AA-WLE8-30*	8W	68	540lm	3000K	90°
AA-WLE8-40*	8W	75	600lm	4000K	90°
AA-WLE15-30*	15W	75	1120lm	3000K	90°
AA-WLE15-40*	15W	81	1220lm	4000K	90°

*Add suffix **W** or **BLK** for White or Black finish

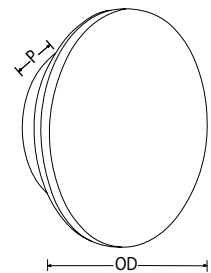
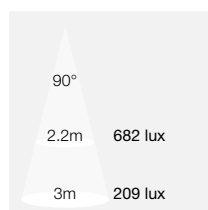
Colour options:



Black White



1220 Lumens



AA-WLE8

(OD) 160mm Overall (Ø)

(P) 50mm Projection

AA-WLE15

(OD) 250mm Overall (Ø)

(P) 50mm Projection

**Colour Selectable
Aluminium LED Wall Lights**

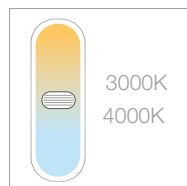
Colour temperature can be switched between 3000K and 4000K

Delivering up to 100lm/W

Flicker free

1kV surge protection

**COLOUR
SELECTABLE**




Colour selectable

Comet™

**7 YEAR
WARRANTY**



Wall Lighting



AA-WL10-CS Light effect



Top view

Specification

Installation Type	Surface Wall Mount
Input Voltage	220 - 240V
Luminaire Materials	Aluminium
Lifetime	50,000
CRI	80
IK Rating	IK07
IP Rating	IP54
Warranty	7 Years

**Colour Selectable
Aluminium LED Wall Lights**

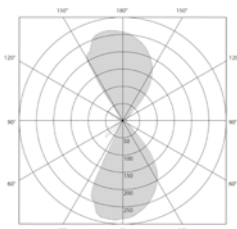
Cat. No.	Watts	lm/W	Lumens	Colour	Beam
AA-WL10-CS	10W	up to 74	670-712lm	3000K & 4000K	90°
AA-WL18-CS	18W	up to 81	1436-1498lm	3000K & 4000K	90°

Colour :

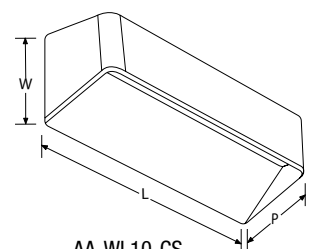



Black

18W 4000K 90°



900 Lumens



AA-WL10-CS

- (L) 150mm Length
- (W) 100mm Width
- (P) 92mm Projection

AA-WL18-CS

- (L) 300mm Length
- (W) 100mm Width
- (P) 92mm Projection

**Recessed Mounted
Low/Mid Level Wall Lights**


- Low glare floor washing luminaire
- Internal driver
- Flicker free
- 0.5kV surge protection

Brix™



NEW

Wall Lighting



AA-WLW5 Light effect



AA-WLW5 shown with back box

Specification

Installation Type	Recessed Mount
Input Voltage	200 - 240V
Luminaire Materials	Aluminium & Glass
Lifetime	50,000
CRI	80
IK Rating	IK08
IP Rating	IP65
Warranty	5 Years

Recessed Mounted Low/Mid Level Wall Lights

Cat. No.	Watts	lm/W	Lumens	Colour	Beam
AA-WLW5-30*	5W	32	165lm	3000K	60°
AA-WLW5-40*	5W	35	181lm	4000K	60°
AA-WLW8-30*	8W	40	333lm	3000K	60°
AA-WLW8-40*	8W	45	366lm	4000K	60°

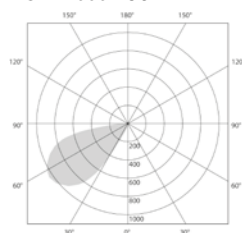
*Add suffix **W** or **BLK** for White or Black finish

Colour options:

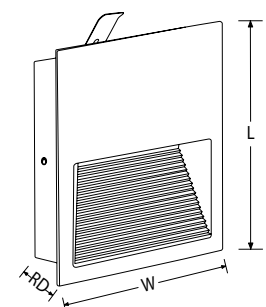



Black White

8W 4000K 60°



336 Lumens



AA-WLW5

(L) 136mm Length
(W) 136mm Width
(RD) 78mm Recess Depth
Back box 130 x 130mm

AA-WLW8

(L) 201mm Length
(W) 201mm Width
(RD) 78mm Recess Depth
Back box 195 x 195mm

Recessed Mounted Low Level Wall Lights

Creates a halo effect

Internal driver


Mounting sleeve included

24V constant voltage driver
(not included) see pg. 181
for driver options

Bullet™



NEW



AA-FLSE2 light effect



Side profile

Specification

Installation Type	Recessed Mount
Input Voltage	DC24V
Luminaire Materials	Aluminium
Lifetime	50,000
CRI	80
IK Rating	IK08
IP Rating	IP65
Warranty	5 Years

Recessed Mounted Low Level Wall Lights

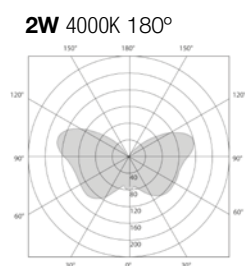
Cat. No.	Watts	lm/W	Lumens	Colour	Beam
AA-FLSE2-30*	2W	28	62lm	3000K	180°
AA-FLSE2-40*	2W	31	68lm	4000K	180°

*Add suffix **W** or **BLK** for White or Black finish

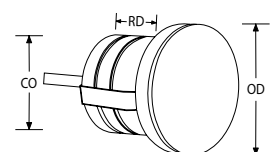
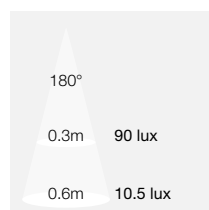
Colour options:



Black White


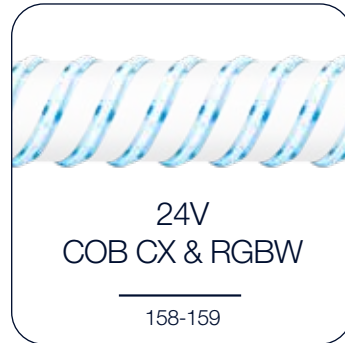


68 Lumens



AA-FLSE2
(OD) 55mm Overall (Ø)
(CO) 44mm Cutout (Ø)
(RD) 36mm Recess Depth

LED STRIP





LED STRIP

24V IP20 COB ECO Single Colour LED Strip

Single colour flexible strip with 3M™ self adhesive backing

High efficiency up to 100lm/W

Cut points every 50mm for maximum flexibility

Beam angle of 120°

320 LEDs per metre

For runs over 5m individual lengths should be connected in parallel

Reel length of 30m

3 year warranty


AA-ST88CA LEDline™ single colour strip coupler/joiner



AA-ST88CB LEDline™ single colour wired strip connector



AA-ST88CC LEDline™ single colour wired inter-connector



LEDline™



Cat. No.	Watts/m	No. of LEDs/m	Colour	lm/m	lm/W
AA-ST88C-30	8W	320	3000K	720lm	90
AA-ST88C-40	8W	320	4000K	760lm	95
AA-ST88C-50	8W	320	5000K	781lm	98
AA-ST88C-65	8W	320	6500K	802lm	100

Accessories

AA-ST88CA	LEDline™ COB single colour strip coupler/joiner
AA-ST88CB	LEDline™ COB single colour wired strip connector
AA-ST88CC	LEDline™ COB single colour wired inter-connector
AA-ST88CD	LEDline™ COB single colour 90° coupler/joiner

Cat. No.	Description	Metres per driver
----------	-------------	-------------------

LED Drivers

AA-DV3624-CV	36W Non-Dimmable 24V Constant Voltage Driver	3.6m
AA-DV4824-CV	48W Non-Dimmable 24V Constant Voltage Driver	4.8m
AA-DV7224-CV	72W Non-Dimmable 24V Constant Voltage Driver	7.2m
AA-DV10024-CV	100W Non-Dimmable 24V Constant Voltage Driver	10m

Max single run 5m

**24V IP67 COB ECO
Single Colour LED Strip**

Single colour flexible strip with 3M™ self adhesive backing

High efficiency up to 100lm/W

Cut points every 50mm for maximum flexibility

Beam angle of 120°

320 LEDs per metre

For runs over 5m individual lengths should be connected in parallel

Reel length of 10m

3 year warranty



AA-STA10IP

IP Rated kit includes:

- 2 power leads
- 2 end caps
- 4 starter sleeves
- 1 tube of sealant
- 6 fixing clips
- 12 fixing screws

Requires soldering

LEDline™



Strip Lighting

Cat. No.	Watts/m	No. of LEDs/m	Colour	lm/m	lm/W
AA-ST108CIP-30	8W	320	3000K	680lm	85
AA-ST108CIP-40	8W	320	4000K	720lm	90
AA-ST108CIP-50	8W	320	5000K	760lm	95
AA-ST108CIP-65	8W	320	6500K	800lm	100

Accessories

AA-STA10IP LEDline™ COB IP67 strip connector kit

Cat. No.	Description	Metres per driver
LED Drivers		
AA-DV3624-CV	36W Non-Dimmable 24V Constant Voltage Driver	3.6m
AA-DV4824-CV	48W Non-Dimmable 24V Constant Voltage Driver	4.8m
AA-DV7224-CV	72W Non-Dimmable 24V Constant Voltage Driver	7.2m
AA-DV10024-CV	100W Non-Dimmable 24V Constant Voltage Driver	10m

Max single run 5m



24V IP20 COB PRO Single Colour LED Strip

Single colour flexible strip with 3M™ self adhesive backing

High efficiency up to 105lm/W

Cut points every 46mm for maximum flexibility

Beam angle of 120°

528 LEDs per metre

For runs over 5m individual lengths should be connected in parallel

Reel length of 30m

3 year warranty

AA-STA10CA LEDline™ single colour strip coupler/joiner



AA-STA10CB LEDline™ single colour wired strip connector



AA-STA10CC LEDline™ single colour wired inter-connector



LEDline™



Cat. No.	Watts/m	No. of LEDs/m	Colour	lm/m	lm/W
AA-ST10150C-30	15W	528	3000K	1425lm	105
AA-ST10150C-40	15W	528	4000K	1500lm	100
AA-ST10150C-50	15W	528	5000K	1541lm	103
AA-ST10150C-65	15W	528	6500K	1582lm	105

Accessories

AA-STA10CA	LEDline™ COB single colour coupler/joiner
AA-STA10CB	LEDline™ COB single colour wired strip connector
AA-STA10CC	LEDline™ COB single colour wired inter-connector
AA-STA10CD	LEDline™ COB single colour 90° coupler/joiner

Cat. No.	Description	Metres per driver
LED Drivers		
AA-DV4824-CV	48W Non-Dimmable 24V Constant Voltage Driver	2.6m
AA-DV7224-CV	72W Non-Dimmable 24V Constant Voltage Driver	3.8m
AA-DV10024-CV	100W Non-Dimmable 24V Constant Voltage Driver	5.3m
AA-DV15024-CV	150W Non-Dimmable 24V Constant Voltage Driver	8.0m
Max single run 5m		

24V IP67 COB PRO Single Colour LED Strip

Single colour flexible strip with 3M™ self adhesive backing

High efficiency up to 95lm/W

Cut points every 46mm for maximum flexibility

Beam angle of 120°

528 LEDs per metre

For runs over 5m individual lengths should be connected in parallel

Reel length of 10m

3 year warranty



AA-STA12IP

IP Rated kit includes:

- 2 power leads
- 2 end caps
- 4 starter sleeves
- 1 tube of sealant
- 6 fixing clips
- 12 fixing screws

Requires soldering

LEDline™



Strip Lighting

Cat. No.	Watts/m	No. of LEDs/m	Colour	lm/m	lm/W
AA-ST12150CIP-30	15W	528	3000K	1275lm	85
AA-ST12150CIP-40	15W	528	4000K	1350lm	90
AA-ST12150CIP-50	15W	528	5000K	1387lm	92
AA-ST12150CIP-65	15W	528	6500K	1424lm	95

Accessories

AA-STA12IP LEDline™ COB IP67 strip connector kit

Cat. No.	Description	Metres per driver
LED Drivers		
AA-DV4824-CV	48W Non-Dimmable 24V Constant Voltage Driver	2.6m
AA-DV7224-CV	72W Non-Dimmable 24V Constant Voltage Driver	3.8m
AA-DV10024-CV	100W Non-Dimmable 24V Constant Voltage Driver	5.3m
AA-DV15024-CV	150W Non-Dimmable 24V Constant Voltage Driver	8.0m

Max single run 5m



**24V IP20 COB
Colour Tuneable LED Strip**

Single colour flexible strip with 3M™ self adhesive backing

High efficiency at 94lm/W

Cut points every 25mm for maximum flexibility

Beam angle of 120°

640 LEDs per metre

For runs over 5m individual lengths should be connected in parallel

Reel length of 30m

3 year warranty

AA-ST10CXA LEDline™ COB CCT strip coupler/joiner

AA-ST10CXB LEDline™ COB CCT wired strip connector

AA-ST10CXC LEDline™ COB CCT wired inter-connector

AA-ST10CXD LEDline™ COB CCT 90° strip coupler/joiner

Colour Tuneable



2700K

6500K



Strip Lighting



See page 184 for more control options



Cat. No.	Watts/m	No. of LEDs/m	Colour	lm/m	lm/W
AA-ST10160CCX	16W	640	2700K & 6500K	1500lm combined	94 combined

Accessories

AA-ST10CXA	LEDline™ COB CCT strip coupler/joiner
AA-ST10CXB	LEDline™ COB CCT wired strip connector
AA-ST10CXC	LEDline™ COB CCT inter-connector
AA-ST10CXD	LEDline™ COB CCT 90° strip coupler/joiner

Cat. No.	Description	Metres per driver
LED Drivers		
AA-DV4824-CV	48W Non-Dimmable 24V Constant Voltage Driver	2.4m
AA-DV7224-CV	72W Non-Dimmable 24V Constant Voltage Driver	3.6m
AA-DV10024-CV	100W Non-Dimmable 24V Constant Voltage Driver	5.0m
AA-DV15024-CV	150W Non-Dimmable 24V Constant Voltage Driver	7.5m

Max single run 5m

24V IP20 COB RGBW LED Strip

COB RGBW flexible strip with 3M self adhesive backing

Cut points every 63mm for maximum flexibility

Beam angle of 120°

896 LEDs per metre

For runs over 5m individual lengths should be connected in parallel

Reel length of 30m

3 year warranty

AA-STA12CRGBWA LEDline™ COB RGBW Strip coupler/joiner

AA-STA12CRGBWB LEDline™ COB RGBW wired strip connector

AA-STA12CRGBWC LEDline™ COB RGBW wired inter-connector

AA-STA12CRGBWD LEDline™ COB RGBW 90° strip coupler/joiner

RGB Colour Changing



White Options




3000K


4000K



See page 184 for more control options



LEDline™



Strip Lighting

Cat. No.	Watts/m	No. of LEDs/m	Colour	lm/m	lm/W
AA-ST12160CRGBW-30	16W	896	3000K	640lm	40
AA-ST12160CRGBW-40	16W	896	4000K	combined	

Accessories

AA-STA12CRGBWA	LEDline™ COB RGBW strip coupler/joiner
AA-STA12CRGBWB	LEDline™ COB RGBW wired strip connector
AA-STA12CRGBWC	LEDline™ COB RGBW inter-connector
AA-STA12CRGBWD	LEDline™ COB RGBW single colour 90° strip coupler/joiner

Cat. No.	Description	Metres per driver
LED Drivers		
AA-DV4824-CV	48W Non-Dimmable 24V Constant Voltage Driver	2.4m
AA-DV7224-CV	72W Non-Dimmable 24V Constant Voltage Driver	3.6m
AA-DV10024-CV	100W Non-Dimmable 24V Constant Voltage Driver	5.0m
AA-DV15024-CV	150W Non-Dimmable 24V Constant Voltage Driver	7.5m

Max single run 5m

**24V IP20
RGB LED Strip**

High density colour changing flexible LED strip with 3M™ self adhesive backing

Cut points every 100mm for maximum flexibility

Beam angle of 120°

60 LEDs per metre

Programmable settings including static colours and colour changing modes

For runs over 5m individual lengths should be connected in parallel

Reel length of 30m

3 year warranty


EN-STRGBA LEDline™
RGB strip coupler/joiner



EN-STRGBB LEDline™ RGB
wired strip connector



EN-STRGBC LEDline™ RGB
wired inter-connector



RGB Colour Changing



LEDline™



Strip Lighting



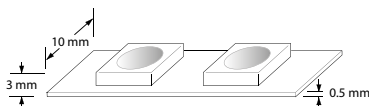
Cat. No.	Watts/m	No. of LEDs/m	Colour
EN-ST224RGB	14.4W	60	RGB

Accessories

EN-STRGBA	LEDline™ RGB strip coupler/joiner
EN-STRGBB	LEDline™ RGB wired strip connector
EN-STRGBC	LEDline™ RGB inter-connector



See page 184 for more control options



Cat. No.	Description	Metres per driver
LED Drivers		
AA-DV4824-CV	48W Non-Dimmable 24V Constant Voltage Driver	2.7m
AA-DV7224-CV	72W Non-Dimmable 24V Constant Voltage Driver	4.0m
AA-DV10024-CV	100W Non-Dimmable 24V Constant Voltage Driver	5.6m
AA-DV15024-CV	150W Non-Dimmable 24V Constant Voltage Driver	8.3m
Max single run 5m		

**24V IP20
RGB + Tuneable White LED Strip**

High density RGB with tuneable white colour changing flexible LED strip with 3M™ self adhesive backing

Cut points every 100mm for maximum flexibility

Beam angle of 120°

60 LEDs per metre

RGB and tuneable white colour temperature between 2500-6500K

Maximum run of 5m

For runs over 5m individual lengths should be connected in parallel

Reel length 30m

3 year warranty

EN-STRGBCXA LEDline™ RGBCX strip coupler/joiner



EN-STRGBCXB LEDline™ RGBCX wired strip connector



EN-STRGBCXC LEDline™ RGBCX wired inter-connector



RGB Colour Changing



LEDline™



Strip Lighting

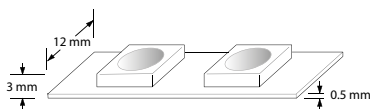
Colour Tuneable



2500K **6500K**



See page 184 for more control options



Cat. No.	Watts/m	No. of LEDs/m	Colour
EN-ST80RGBCX	24W	60	RGB + Tuneable White

Accessories

EN-STRGBCXA	LEDline™ RGBCX strip coupler/joiner
EN-STRGBCXB	LEDline™ RGBCX wired strip connector
EN-STRGBCXC	LEDline™ RGBCX inter-connector

Cat. No.	Description	Metres per driver
----------	-------------	-------------------

LED Drivers

AA-DV10024-CV	100W Non-Dimmable 24V Constant Voltage Driver	3.3m
AA-DV15024-CV	150W Non-Dimmable 24V Constant Voltage Driver	5.0m
AA-DV2402448-CV-IP	200W Non-Dimmable 48V Constant Voltage Driver	6.7m
AA-DV3202448-CV-IP	350W Non-Dimmable 48V Constant Voltage Driver	10.7m

Max single run 5m

24V IP20 High Efficiency Single Colour LED Strip

Single colour flexible strip with 3M™ self adhesive backing

High efficiency up to 153lm/W

Cut points every 33mm for maximum flexibility

Beam angle of 120°

240 LEDs per metre

For runs over 5m individual lengths should be connected in parallel

Reel length of 30m

3 year warranty


AA-STA10SA LEDline™ single colour strip coupler/joiner



AA-STA10SB LEDline™ single colour wired strip connector



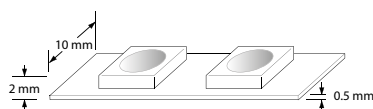
AA-STA10SC LEDline™ single colour wired inter-connector



LEDline™



HIGH EFFICIENCY



Cat. No.	Watts/m	No. of LEDs/m	Colour	lm/m	lm/W
AA-ST10150-30	15W	240	3000K	2025lm	135
AA-ST10150-40	15W	240	4000K	2175lm	145
AA-ST10150-50	15W	240	5000K	2234lm	149
AA-ST10150-65	15W	240	6500K	2294lm	153

Accessories

AA-STA10SA	LEDline™ single colour strip coupler/joiner
AA-STA10SB	LEDline™ single colour wired strip connector
AA-STA10SC	LEDline™ single colour wired inter-connector

Cat. No.	Description	Metres per driver
LED Drivers		
AA-DV4824-CV	48W Non-Dimmable 24V Constant Voltage Driver	2.6m
AA-DV7224-CV	72W Non-Dimmable 24V Constant Voltage Driver	3.8m
AA-DV10024-CV	100W Non-Dimmable 24V Constant Voltage Driver	5.3m
AA-DV15024-CV	150W Non-Dimmable 24V Constant Voltage Driver	8m

Max single run 5m

24V IP67 High Efficiency Single Colour LED Strip

Single colour flexible strip with 3M™ self adhesive backing

High efficiency up to 137lm/W

Cut points every 50mm for maximum flexibility

Beam angle of 120°

160 LEDs per metre

For runs over 5m individual lengths should be connected in parallel

Reel length of 10m

3 year warranty



AA-STA12IP

IP Rated kit includes:

- 2 power leads
- 2 end caps
- 4 starter sleeves
- 1 tube of sealant
- 6 fixing clips
- 12 fixing screws

Requires soldering

LEDline™



HIGH EFFICIENCY



Strip Lighting

Cat. No.	Watts/m	No. of LEDs/m	Colour	lm/m	lm/W
AA-ST12110IP-30	11W	160	3000K	1320lm	120
AA-ST12110IP-40	11W	160	4000K	1430lm	130
AA-ST12110IP-50	11W	160	5000K	1469lm	135
AA-ST12110IP-65	11W	160	6500K	1508lm	137

Accessories

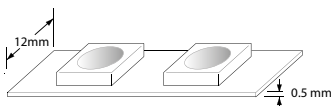
AA-STA12IP LEDline™ IP67 strip connector kit

Cat. No.	Description	Metres per driver
----------	-------------	-------------------

LED Drivers

AA-DV4824-CV	48W Non-Dimmable 24V Constant Voltage Driver	3.5m
AA-DV7224-CV	72W Non-Dimmable 24V Constant Voltage Driver	5.2m
AA-DV10024-CV	100W Non-Dimmable 24V Constant Voltage Driver	7.3m
AA-DV15024-CV	150W Non-Dimmable 24V Constant Voltage Driver	10.9m

Max single run 5m



48V IP20 Ultra Long Single Colour LED Strip

Single colour flexible strip with 3M™
self adhesive backing

High efficiency up to 127lm/W

**Cut points every 125mm for
maximum flexibility**

Beam angle of 120°

112 LEDs per metre

Reel length of 30m

3 year warranty


AA-STA10ULSA LEDline™ single
colour strip coupler/joiner



AA-STA10ULSB LEDline™ single colour
wired strip connector



AA-STA10ULSC LEDline™ single colour
wired inter-connector



LEDline™



**HIGH
EFFICIENCY**

**30M
SINGLE
RUN**

48V

Cat. No.	Watts/m	No. of LEDs/m	Colour	lm/m	lm/W
AA-ST1096UL-30	9.6W	112	3000K	1056lm	110
AA-ST1096UL-40	9.6W	112	4000K	1152lm	120
AA-ST1096UL-50	9.6W	112	5000K	1183lm	123
AA-ST1096UL-65	9.6W	112	6500K	1215lm	127

Accessories

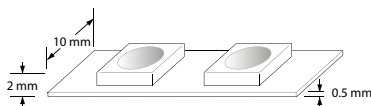
AA-STA10ULSA	LEDline™ single colour strip coupler/joiner
AA-STA10ULSB	LEDline™ single colour wired strip connector
AA-STA10ULSC	LEDline™ single colour wired inter-connector

Cat. No.	Description	Metres per driver
----------	-------------	-------------------

LED Drivers

AA-DV1502448-CV-IP	150W Non-Dimmable 48V Constant Voltage Driver	12.5m
AA-DV2402448-CV-IP	200W Non-Dimmable 48V Constant Voltage Driver	16.7m
AA-DV3202448-CV-IP	350W Non-Dimmable 48V Constant Voltage Driver	26.7m

Max single run 30m



48V IP67 Ultra Long Single Colour LED Strip

Single colour flexible strip with 3M™ self adhesive backing

High efficiency up to 114lm/W

Cut points every 125mm for maximum flexibility

Beam angle of 120°

112 LEDs per metre

Reel length of 30m

3 year warranty



AA-STA12IP

IP Rated kit includes:

- 2 power leads
- 2 end caps
- 4 starter sleeves
- 1 tube of sealant
- 6 fixing clips
- 12 fixing screws

Requires soldering

LEDline™



HIGH EFFICIENCY

30M SINGLE RUN

48V

Strip Lighting

Cat. No.	Watts/m	No. of LEDs/m	Colour	lm/m	lm/W
AA-ST1096ULIP-30	9.6W	112	3000K	960lm	100
AA-ST1096ULIP-40	9.6W	112	4000K	1035lm	108
AA-ST1096ULIP-50	9.6W	112	5000K	1063lm	111
AA-ST1096ULIP-65	9.6W	112	6500K	1092lm	114

Accessories

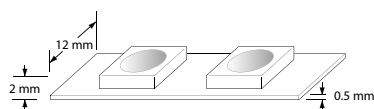
AA-STA12IP LEDline™ IP67 strip connector kit

Cat. No.	Description	Metres per driver
----------	-------------	-------------------

LED Drivers

AA-DV1502448-CV-IP	150W Non-Dimmable 48V Constant Voltage Driver	12.5m
AA-DV2402448-CV-IP	200W Non-Dimmable 48V Constant Voltage Driver	16.7m
AA-DV3202448-CV-IP	350W Non-Dimmable 48V Constant Voltage Driver	26.7m

Max single run 30m



24V IP20 Low Wattage Single Colour LED Strip

Single colour flexible strip with 3M™ self adhesive backing

High efficiency up to 153lm/W

Cut points every 100mm for maximum flexibility

Beam angle of 120°

80 LEDs per metre

For runs over 5m individual lengths should be connected in parallel

Reel length of 30m

3 year warranty


AA-STA8SA LEDline™ LEDline™ single colour strip coupler/joiner



AA-STA8SB LEDline™ single colour wired strip connector



AA-STA8SC LEDline™ single colour wired inter-connector



LEDline™



HIGH EFFICIENCY



Cat. No.	Watts/m	No. of LEDs/m	Colour	lm/m	lm/W
AA-ST838-30	3.8W	80	3000K	513lm	135
AA-ST838-40	3.8W	80	4000K	551lm	145
AA-ST838-50	3.8W	80	5000K	566lm	149
AA-ST838-65	3.8W	80	6500K	581lm	153

Accessories

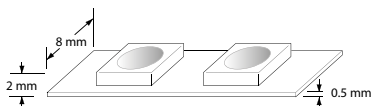
AA-STA8SA	LEDline™ single colour strip coupler/joiner
AA-STA8SB	LEDline™ single colour wired strip connector
AA-STA8SC	LEDline™ single colour wired inter-connector

Cat. No.	Description	Metres per driver
----------	-------------	-------------------

LED Drivers

AA-DV3624-CV	36W Non-Dimmable 24V Constant Voltage Driver	8m
AA-DV4824-CV	48W Non-Dimmable 24V Constant Voltage Driver	10m
AA-DV7224-CV	72W Non-Dimmable 24V Constant Voltage Driver	15m
AA-DV10024-CV	100W Non-Dimmable 24V Constant Voltage Driver	21m

Max single run 5m



**24V IP20 ECO
Single Colour LED Strip**

Single colour flexible led strip with 3M™ self adhesive backing

High efficiency up to 106lm/W

Cut points every 50mm for maximum flexibility

Beam angle of 120°

120 LEDs per metre

For runs over 5m individual lengths should be connected in parallel

Reel length of 30m

3 year warranty

EN-ST224A LEDline™ single colour strip coupler/joiner



EN-ST224B LEDline™ single colour wired strip connector



EN-ST224C LEDline™ single colour wired inter-connector



LEDline™



Strip Lighting

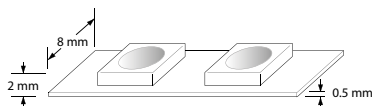
Cat. No.	Watts/m	No. of LEDs/m	Colour	lm/m	lm/W
EN-ST224-27	9.6W	120	2700K	950lm	99
EN-ST224-30	9.6W	120	3000K	950lm	99
EN-ST224-40	9.6W	120	4000K	1020lm	106
EN-ST224-BLU	9.6W	120	Blue	-	-

Accessories

EN-ST224A	LEDline™ single colour strip coupler/joiner
EN-ST224B	LEDline™ single colour wired strip connector
EN-ST224C	LEDline™ single colour wired inter-connector

Cat. No.	Description	Metres per driver
AA-DV4824-CV	48W Non-Dimmable 24V Constant Voltage Driver	4.0m
AA-DV7224-CV	72W Non-Dimmable 24V Constant Voltage Driver	6.0m
AA-DV10024-CV	100W Non-Dimmable 24V Constant Voltage Driver	8.3m
AA-DV15024-CV	150W Non-Dimmable 24V Constant Voltage Driver	12.5m

Max single run 5m



**24V IP67 ECO
Single Colour LED Strip**

Single colour flexible led strip with 3m™ self adhesive backing

High efficiency up to 104lm/W

Cut points every 50mm for maximum flexibility

Beam angle of 120°

120 LEDs per metre

For runs over 5m individual lengths should be connected in parallel

Reel length of 10m

3 year warranty



EN-STIPCKB

IP Rated kit includes:

- 2 power leads
 - 2 end caps
 - 4 heat shrink sleeves
 - 1 tube of sealant
 - 6 fixing clips
 - 12 fixing screws
- Requires soldering

LEDline™

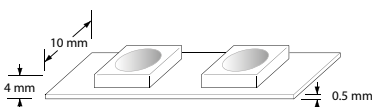


Cat. No.	Watts/m	No. of LEDs/m	Colour	lm/m	lm/W
EN-ST324B-30	9.6W	120	3000K	950lm	99
EN-ST324B-40	9.6W	120	4000K	1000lm	104
EN-ST324B-BLU	9.6W	120	Blue	-	-

Accessories

EN-STIPCKB	LEDline™ IP67 strip connector kit
-------------------	-----------------------------------

Cat. No.	Description	Metres per driver
LED Drivers		
AA-DV4824-CV	48W Non-Dimmable 24V Constant Voltage Driver	4.0m
AA-DV7224-CV	72W Non-Dimmable 24V Constant Voltage Driver	6.0m
AA-DV10024-CV	100W Non-Dimmable 24V Constant Voltage Driver	8.3m
AA-DV15024-CV	150W Non-Dimmable 24V Constant Voltage Driver	12.5m
Max single run 5m		



LED Strip Channel Accessories

Aluminium channel offers a choice of recessed, surface and corner mount options. With limitless applications, the channel is ideal for use with the Aurora LED strip for living rooms, cove lighting or under counter tops.

Contact your local sales representative or our friendly sales team via telephone +27 (0) 11 234 4878 or email: info@aurora-africa.com or visit auroralighting.co.za

Please note: strip connectors do not fit inside the channel

Channel + Strip Compatibility

Channel	Frosted/Clear Diffuser	End Caps Without Cable Entry	End Caps With Cable Entry	Mounting Clip
EN-CH100*	EN-CHPC1CL* EN-CHPC1FR*	EN-CH100EC1	EN-CH100EC2	EN-CHC1
EN-CH101*	EN-CHPC1CL* EN-CHPC1FR*	EN-CH101EC1	EN-CH101EC2	EN-CHC1
EN-CH102*	EN-CHPC1CL* EN-CHPC1FR*	EN-CH102EC1	EN-CH102EC2	-
EN-CH103*	EN-CHPC1CL* EN-CHPC1FR*	EN-CH103EC1	EN-CH103EC2	-
EN-CH104*	EN-CHPC1CL* EN-CHPC1FR*	EN-CH104EC1	EN-CH104EC2	EN-CHC2

*Add suffix 1 or 2 for 1m or 2m lengths

EN-CH105 available with frosted cover only

†Diffuser requires securing with a silicon sealant (not included).



EN-CH100
Surface
profile



EN-CH101
Surface
profile



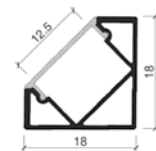
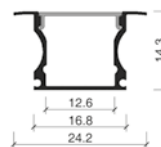
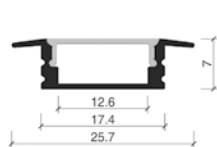
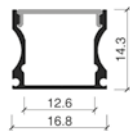
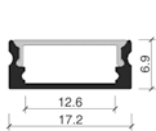
EN-CH102
Recessed
profile



EN-CH103
Recessed
profile



EN-CH104
Corner
profile



AA-ST88C	P.154	AA-ST88C	P.154	AA-ST88C	P.154	AA-ST88C	P.154	AA-ST88C	P.154
AA-ST108CIP	P.155	AA-ST108CIP	P.155	AA-ST108CIP	P.155	AA-ST108CIP	P.155	AA-ST108CIP	P.155
AA-ST10150C	P.156	AA-ST10150C	P.156	AA-ST10150C	P.156	AA-ST10150C	P.156	AA-ST10150C	P.156
AA-ST12150CIP	P.157	AA-ST12150CIP	P.157	AA-ST12150CIP	P.157	AA-ST12150CIP	P.157	AA-ST12150CIP	P.157
AA-ST10160CCX	P.158	AA-ST10160CCX	P.158	AA-ST10160CCX	P.158	AA-ST10160CCX	P.158	AA-ST10160CCX	P.158
AA-ST12160CRGBW	P.159	AA-ST12160CRGBW	P.159	AA-ST12160CRGBW	P.159	AA-ST12160CRGBW	P.159	AA-ST12160CRGBW	P.159
EN-ST224RGB	P.160	EN-ST224RGB	P.160	EN-ST224RGB	P.160	EN-ST224RGB	P.160	EN-ST224RGB	P.160
EN-ST80RGBCX	P.161	EN-ST80RGBCX	P.161	EN-ST80RGBCX	P.161	EN-ST80RGBCX	P.161	EN-ST80RGBCX	P.161
AA-ST10150	P.162	AA-ST10150	P.162	AA-ST10150	P.162	AA-ST10150	P.162	AA-ST10150	P.162
AA-ST12110IP	P.163	AA-ST12110IP	P.163	AA-ST12110IP	P.163	AA-ST12110IP	P.163	AA-ST12110IP	P.163
AA-ST1096UL	P.164	AA-ST1096UL	P.164	AA-ST1096UL	P.164	AA-ST1096UL	P.164	AA-ST1096UL	P.164
AA-ST1096ULIP	P.165	AA-ST1096ULIP	P.165	AA-ST1096ULIP	P.165	AA-ST1096ULIP	P.165	AA-ST1096ULIP	P.165
AA-ST838	P.166	AA-ST838	P.166	AA-ST838	P.166	AA-ST838	P.166	AA-ST838	P.166
EN-ST224	P.167	EN-ST224	P.167	EN-ST224	P.167	EN-ST224	P.167	EN-ST224	P.167
EN-ST324B	P.168	EN-ST324B	P.168	EN-ST324B	P.168	EN-ST324B	P.168	EN-ST324B	P.168

Please note: strip connectors do not fit inside the channel.

EMERGENCY



Emergency Downlight

172



Emergency Downlight

173



Ceiling/Wall Mount

174



Recessed Mount

174



Suspension Mount

174



Track Mount

174



Track Light

175



EMERGENCY

Recessed LED Emergency Downlight

Auto Test

55mm/ 80mm/ 140mm trim plate
for different cutouts

Round/ oval interchangeable lens -
round lens for open areas, oval lens
for escape routes

Stand alone emergency fitting

Non-maintained

3 Hour backup duration

Accessories sold separately

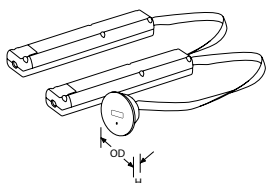
Emergency



AA-EMLD2A emergency downlight



AA-EMLD2ACC trim plate



AA-EMLD2A

(H) 30mm Height
(OD) 55mm Overall (Ø)
(CO) 42-50mm Cutout (Ø)

Specification

Installation Type	Recessed
Input Voltage	200 - 240V
Luminaire Materials	Die Cast Aluminium, Polycarbonate
Lifetime	50,000
Battery	LiFePO4 6.4V 1500mAh
Test Function	Auto Test
Warranty Fitting	5 Years
Warranty Battery	3 Years

Cat. No.	Watts	Lumens	Colour
AA-EMLD2A	3.5W	220lm	5000K

Accessories

AA-EMLD2ACC80	80mm Trim plate
AA-EMLD2ACC140	140mm Trim plate

**Recessed LED
Emergency Downlight**

Auto test

Innovative downlight with modular design

Surface/ recessed mounting 2 in 1

Round / oval interchangeable lens

Round lens for open areas

Oval lens for escape route

High-efficiency Samsung LED delivers exceptional brightness

3 Hour backup duration

Non-maintained

Surface accessory sold separately

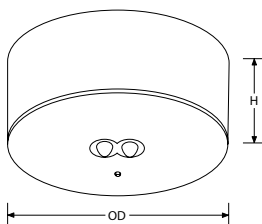
Emergency



AA-EMDL6 front view



AA-EMDL6 shown with AA-EMDL6ACC



AA-EMDL6

- (H) 55mm Height
- (OD) 140mm Overall (Ø)
- (CO) 115-130mm Cutout (Ø)

Specification

Installation Type	Recessed
Input Voltage	200 - 240V
Luminaire Materials	Polycarbonate
Lifetime	50,000
Battery	LiFePO4 9.6V 1500mAh
Test Function	Auto Test
Warranty Fitting	5 Years
Warranty Battery	3 Years

Cat. No.	Watts	Lumens	Colour
AA-EMDL6	6W	450lm	5000K

Accessories

AA-EMDL6ACC	Surface mount kit for AA-EMDL6
--------------------	--------------------------------

Adjustable Ceiling/Wall Mounted Emergency Exit Signs

Auto test

Featuring a 180° rotatable design for flexibility

Constructed with a PC housing and PMMA board

Offers various mounting options to meet diverse needs

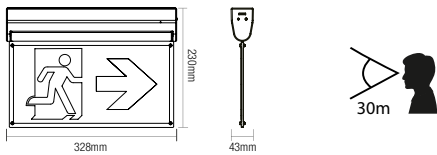
Includes an energy-saving cinema mode ideal for theatre and cinema applications

3 Hour backup duration

Non Maintained

Accessories sold separately

Dimensions



Emergency



Vertical Rotation



AA-EM3283 adjustable surface mount



Recessed Mounted



AA-EM3283 + AA-EMA328REC



Suspension Mount



AA-EM3283 + AA-EMA3283SUS



Track Mounted



AA-EM3283 + AA-EMA328TRA

Legend Options:



AA-EMA328P-R

AA-EMA328P-L



AA-EMA328P-D

AA-EMA328P-U




AA-EMA328P-UR

AA-EMA328P-DR



AA-EMA328P-UL

AA-EMA328P-DL



AA-EMA328P-W

Specification

Installation Type	Wall / Ceiling Mount
Input Voltage	220 - 240VAC
Luminaire Materials	PC and PMMA Board
Lifetime	50,000
Battery	LiFePO4 3.2V 1500mAh
Test Function	Auto Test
Warranty Fitting	5 Years
Warranty Battery	3 Years

Cat. No.	Watts	Colour
AA-EM3283	3W	6000K

Accessories

AA-EMA328REC	Recessed mount
AA-EMA328SUS	Pendant mount
AA-EMA328TRA	Track mount

Recessed Mounted For Emergency Exit Signs

Auto test

Compatible with 4-wire 3-circuit tracks

Switchable between maintained and non-maintained modes

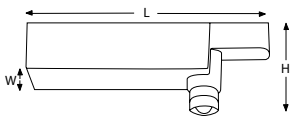
Seamlessly integrates into current track lighting set-ups

Ideal for commercial spaces like galleries, museums, clothing and jewellery stores, etc.

3 Hour backup duration

Accessories sold separately

Dimensions



AA-EM2124

(L) 232mm Length

(W) 63mm Width

(H) 114mm Height

Emergency



Track Mounted



AA-EM2124 with 30° as standard



AA-EM2124-BLK front view



AA-EM212ACC 140° wide beam lens accessory

Specification

Installation Type	Track Mount
Input Voltage	200 - 240VAC
Luminaire Materials	Polycarbonate
Lifetime	50,000
Battery	LiFePO4 6.4V 1500mAh
Test Function	Auto Test
Warranty Fitting	5 Years
Warranty Battery	3 Years

Cat. No.	Watts	Lumens	Colour	Beam
----------	-------	--------	--------	------

AA-EM2124*	2W	220lm	5000K	30°
-------------------	----	-------	-------	-----

*Add suffix **W** or **BLK** for White or Black finish

Accessories

AA-EM212ACC	140° wide beam lens accessory
--------------------	-------------------------------

DRIVERS, CONTROL & SENSORS

NEW



2 in 1
Strip Controller

178

NEW



3 in 1
Strip Controller

178

NEW



5 in 1
Strip Controller

178

NEW



5 in 1 IP65
Strip Controller

178

NEW



5 in 1
Strip Controller

178

NEW



5 in 1 IP66
Strip Controller

178

NEW



3 / 4 / 8 Zone
Remote Controllers

178

NEW



2,4GHZ
Gateway

179

NEW



24V & 48V
Non-Dimmable

180

NEW



24V
Dimmable

181

NEW



DALI
24V & 48V

182

NEW



1-10V
Dimming Module

183

NEW



250W T&L
Dimming Module

183

NEW



100W Bell Press
Dimming Module

183

NEW



250W & 500W
Bell Press Dimming Module

183



NEW



1200W (Incandescent)
/ 600W (LED)

184

NEW



2000W (Incandescent)
/ 100W (LED)

184

NEW



2000W (Incandescent)
/ 1000W (LED)

184

NEW



2000W (Incandescent)
/ 1000W (LED)

184

DRIVERS, CONTROL & SENSORS

A comprehensive range of 2.4G RF strip controllers and remotes

5 year warranty



AA-SC-SC-6A
Single Colour LED Controller



AA-SC-21-12A
2 in 1 LED Strip Controller
Single Colour / Dual White



AA-SC-31-12A
3 in 1 LED Strip Controller
RGB / RGBW / RGB + CCT



AA-SC-51-20A
5 in 1 LED Controller
Single Colour/ Dual White /
RGBW / RGB / RGB+CCT



AA-SC-51-30A
5 in 1 LED Controller
Single Colour/ Dual White /
RGBW / RGB / RGB+CCT



AA-SC-51WP-12A
IP67 5 in 1 Mini controller
Single Colour/ Dual White /
RGBW / RGB / RGB+CCT



Drivers, Control & Sensors

Cat. No.	Output Mode	Input Voltage	Output Current	Total Output	Output Power	Working Temp	Control Signal	Control Distance
AA-SC-SC-6A	Single Colour	DC12V-24V	6A	Max 6A	72-144W	-10-40°C	2.4G RF	30m
AA-SC-21-12A	2 in 1	DC12V-24V	12A/Channel	Max 12A	144-288W	-10-40°C	2.4G RF+Push	30m
AA-SC-31-12A	3 in 1	DC12V-24V	6A/Channel	Max 12A	144-288W	-10-40°C	2.4G RF	30m
AA-SC-51-20A	5 in 1	DC12V-48V	10A/Channel	Max 20A	240-960W	-10-40°C	2.4G RF+Push	30m
AA-SC-51-30A	5 in 1	DC12V-48V	15A/Channel	Max 30A	360-1440W	-10-40°C	2.4G RF+Push	30m
AA-SC-51WP-12A	5 in 1	DC12V-24V	6A/Channel	Max 12A	144-288W	-10-40°C	2.4G RF	30m

3 / 4 / 8 Zone RGB + CCT Remotes



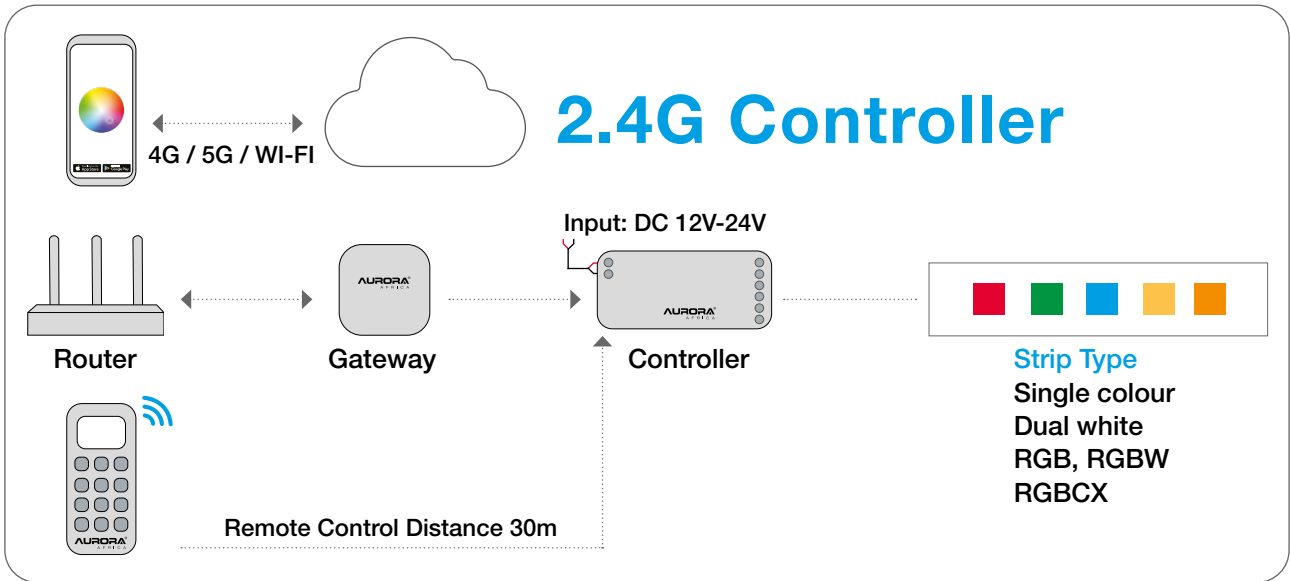
AA-SC-R-3
3 Zone Standing
RGB+CCT Remote



AA-SC-R-4
4 Zone remote
RGB+CCT Remote



AA-SC-R-8
8 Zone remote
RGB+CCT Remote



4096 levels of smooth dimming with no flicker
 Supports PWM switching
 Scene control
 Time control
 Dimming range 0.1% to 100%
 Logarithmic
**On premise and off premise (cloud control)
 with use of Aurora Africa gateway
 5 year warranty**

AA-SC-GW
2.4GHz Gateway



Cat. No.	Input Voltage	Wireless Technology	Transmitting Power	RF	Control Distance	Working Temp	Dimensions
AA-SC-GW	AC100-240V 50 / 60HZ	WiFi-IEEE 802.11b/g/n 2.4GHz	6dBm	2.4GHz	30m	-10-40°C	64.5 x 64.5 x 15mm



24V / 48V Constant Voltage Non-Dimmable LED Drivers

NEW

A comprehensive range of 24V & 48V constant voltage LED drivers for use with Aurora Lighting Africa LED strip
1.5kV surge protection

5 year warranty



Cat. No.	Description	Input Voltage	Output Voltage (V DC)	Nominal Power	Max. Amb Temp (°C)	Dimensions
Non-Dimmable 24V						
AA-DV3624-CV	36W 24V	200 - 240 VAC	24V	36W	-20+50°C	155 x 50 x 16mm
AA-DV4824-CV	48W 24V	200 - 240 VAC	24V	48W	-20+50°C	160 x 57.5 x 18mm
AA-DV7224-CV	72W 24V	200 - 240 VAC	24V	72W	-20+50°C	185 x 64 x 22mm
AA-DV10024-CV	100W 24V	200 - 240 VAC	24V	100W	-20+50°C	185 x 64 x 22mm
AA-DV15024-CV	150W 24V	200 - 240 VAC	24V	150W	-20+50°C	289 x 48 x 30mm
AA-DV20024-CV	200W 24V	200 - 240 VAC	24V	200W	-20+50°C	329 x 48 x 30mm
SV-LRS-350-24	350W 24V	85-264VAC	24V	350W	-20+50°C	215 x 115 x 30mm
Non-Dimmable IP67 24V/48V						
AA-DV1502448-CV-IP	150W 24V/48V	120 - 277 VAC	24V/ 48V	150W	-20+50°C	182 x 68 x 38mm
AA-DV2402448-CV-IP	240W 24V/48V	120 - 277 VAC	24V/ 48V	240W	-20+50°C	214 x 68 x 38mm
AA-DV3202448-CV-IP	320W 24V/48V	120 - 277 VAC	24V/ 48V	320W	-20+50°C	214 x 68 x 38mm

24V Constant Voltage Dimmable LED Drivers **NEW**

A comprehensive range of 24V constant voltage
LED drivers for use with Aurora Lighting Africa LED strip
2kV surge protection

5 year warranty



Cat. No.	Description	Input Voltage	Output Voltage (V DC)	Nominal Power	Max. Amb Temp (°C)	Dimensions
Dimmable 0 - 10 / 1 - 10V 24V CV						
AA-DV0-1075-CV	75W 24V 0 - 10V / 1 - 10V	220 - 240 VAC	24V	75W	-20+50°C	292 x 43 x 30mm
AA-DV0-10100-CV	100W 24V 0 - 10V / 1 - 10V	220 - 240 VAC	24V	100W	-20+50°C	292 x 43 x 30mm
AA-DV0-10150-CV	150W 24V 0 - 10V / 1 - 10V	220 - 240 VAC	24V	150W	-20+50°C	292 x 43 x 30mm
Triac / Phase Cut Dimming						
AA-DVT36-CV	36W Triac/ Phase Cut	220 - 240 VAC	24V	36W	-20+50°C	210 x 43 x 30mm
AA-DVT75-CV	75W Triac/ Phase Cut	220 - 240 VAC	24V	75W	-20+50°C	293 x 43 x 30mm
AA-DVT150-CV	150W Triac/ Phase Cut	220 - 240 VAC	24V	150W	-20+50°C	352 x 43 x 30mm

**24V / 48V Constant Voltage
DALI LED Drivers**

NEW

A comprehensive range of DALI, 24V & 48V constant voltage LED drivers for use with Aurora Lighting Africa LED strip. 1.5kV surge protection apart from AA-DDVRGBW15024-CV which is 2kV

5 year warranty



Drivers, Control & Sensors

Cat. No.	Description	Input Voltage	Output Voltage (V DC)	Nominal Power	Max. Amb Temp (°C)	Dimensions
DALI IP67 Single Colour						
AA-DDV1502448-CV-IP	150W 24V/48V DALI Single Colour	120 - 277 VAC	24V/ 48V	150W	-20—+50°C	214 x 68 x 38mm
DALI IP20 Tunable White (CX)						
AA-DDVCX10024-CV	100W 24V DALI Tunable White (CX)	200 - 240 VAC	24V	100W	-20—+50°C	283 x 43 x 30mm
AA-DDVCX15024-CV	150W 24V DALI Tunable White (CX)	200 - 240 VAC	24V	150W	-20—+50°C	335 x 43 x 30mm
AA-DDVCX20024-CV	200W 24V DALI Tunable White (CX)	200 - 240 VAC	24V	200W	-20—+50°C	335 x 43 x 30mm
DALI IP20 RGBW/ RGB						
AA-DDVRGBW15024-CV	150W 24V DALI RGBW	220 - 240 VAC	24V	150	-20—+50°C	352 x 43 x 30mm

Comprehensive range of versatile dimmers, designed with the compact South African wallbox in mind.

5 year warranty



250W Trailing / Leading Edge Dimming Module

1-10V Dimming Module



AA-DSPLED
1-10V Dimmer Module
5 Year Warranty



AA-DIM250
250W Trailing / Leading Edge Dimmer
5 Year Warranty



Multi Function Potentiometer
- Trailing railing or leading edge dimming
- Adjust min and max brightness levels
- Visual linear dimming (superior LED filament dimming)

100W Trailing / Leading Edge Dimming Module



AA-TD100
100W Bell Press Dimming Module
5 Year Warranty



Potentiometer
- Min brightness adjustable
- Compact size for small wall box insertion

250W & 500W Trailing / Leading Edge Dimming Module



AA-TD250
250W Bell Press Dimming Module
5 Year Warranty



AA-TD500
500W Bell Press Dimming Module
5 Year Warranty

Cord Set
Supplied with 5Amp plug
3 metre lead attached



AC5053WE3 - White
AC5053WE3-BLK - Black
5A cord set

Cat. No.	Description
AA-DSPLED	1-10V Dimmer Module
AA-DIM250	250W trailing/leading edge dimmer
AA-TD100	100W Bell Press Dimming Module
AA-TD250	250W Bell Press Dimming Module
AA-TD500	500W Bell Press Dimming Module
AC5053WE3	White 5A cord set
AC5053WE3-BLK	Black 5A cord set

1200W (Incandescent) / 600W (LED)
200-240V

Recessed PIR sensor

Adjustable detection radius (up to 8m)

Adjustable time delay

Adjustable lux limit

No control system needed



AA-SN-RC-PIR
(H) 45mm Height
(OD) 76mm Overall (Ø)
(CO) 62mm Cutout (Ø)

AA-SN-RC-PIR

Recessed PIR sensor
Detection distance 8m
Time delay 10 sec - 30 mins
Beam detection 360°

5 Year Warranty

2000W (Incandescent) / 1000W (LED)
200-240V

Surface PIR sensor

Adjustable detection radius (up to 8m)

Adjustable time delay

Adjustable lux limit

No control system needed



AA-SN-SM-PIR
(H) 25mm Height
(OD) 115mm Overall (Ø)

AA-SN-SM-PIR

Standard surface PIR Sensor
Detection distance 8m
Time delay 10 sec - 15 mins
Beam detection 360°

5 Year Warranty

2000W (Incandescent) / 1000W (LED)
200-240V

Surface PIR sensor

Adjustable detection radius (up to 20m)

Up to 16m mounting height

Adjustable time delay

Adjustable lux limit

No control system needed



AA-SN-SM-ER-PIR
(H) 49mm Height
(OD) 83mm Overall (Ø)

AA-SN-SM-ER-PIR

Long range surface PIR
Detection distance 20m
Time delay 10 sec - 30 mins
Beam detection 360°

5 Year Warranty

2000W Incandescent / 1000W LED
200-240V

Surface microwave sensor

Adjustable detection radius (up to 8m)

Adjustable time delay

Adjustable lux limit

No control system needed



AA-SN-SM-MW
(H) 24mm Height
(OD) 115mm Overall (Ø)

AA-SN-SM-MW

Surface microwave
Detection distance 1-8m
Time delay 10 sec - 12 mins
Beam detection 360°

5 Year Warranty

Index

Cat.No.	Pg.	Cat.No.	Pg.	Cat.No.	Pg.
AA-ANT12WSF-CCT3	108	AA-CT100W	62	AA-DLGT7-30BLK	22
AA-ANT12WSF-CCT3EM	108	AA-CT114BLK	62	AA-DLGT7-30W	22
AA-ANT12WSF-CCT3MS	108	AA-CT114W	62	AA-DLGT7-40BLK	22
AA-ANT12WSF-CCT3MSC	108	AA-DDLG10-30BLK	22	AA-DLGT7-40W	22
AA-ANT15WSF-CCT3	108	AA-DDLG10-30W	22	AA-DLHWS10-30	12
AA-ANT15WSF-CCT3EM	108	AA-DDLG10-40BLK	22	AA-DLHWS10-40	12
AA-ANT15WSF-CCT3MS	108	AA-DDLG10-40W	22	AA-DLHWS4-30	12
AA-ANT15WSF-CCT3MSC	108	AA-DDLGT10-30BLK	22	AA-DLHWS4-40	12
AA-ANTA12-F	108	AA-DDLGT10-30W	22	AA-DLHWS6-30	12
AA-ANTA12-M	108	AA-DDLGT10-40BLK	22	AA-DLHWS6-40	12
AA-ANTA15-F	108	AA-DDLGT10-40W	22	AA-DLHWS8-30	12
AA-ANTA15-M	108	AA-DDV1502448-CV-IP	182	AA-DLHWS8-40	12
AA-BAWS2137-CS	110	AA-DDVCX10024-CV	182	AA-DLM211SN	30
AA-BAWS2137-CSEM	110	AA-DDVCX15024-CV	182	AA-DLM211W	30
AA-BAWS2137-CSMS	110	AA-DDVCX20024-CV	182	AA-DLM212SN	30
AA-BAWS2137-MS	110	AA-DDVRGBW15024-CV	182	AA-DLM212W	30
AA-BAWS2137-MSC	110	AA-DGU55-27	76	AA-DLM360B	26
AA-BAWS2544-CS	110	AA-DGU55-30	76	AA-DLM360W	26
AA-BAWS2544-CSEM	110	AA-DGU55-40	76	AA-DLM370B	28
AA-BAWS2544-CSMS	110	AA-DGU55-64	76	AA-DLM370W	28
AA-BAWS2544-MSC	110	AA-DIM250	183	AA-DLNWS10-CSBLK	16
AA-BH020WS-CSB	132	AA-DLA4	12	AA-DLNWS10-CSW	16
AA-BH020WS-CSW	132	AA-DLA6	12	AA-DLNWS4-CSBLK	16
AA-BHD18-CSBLK	134	AA-DLA8	12	AA-DLNWS4-CSW	16
AA-BHD18-CSW	134	AA-DLG7-30BLK	22	AA-DLNWS6-CSBLK	16
AA-BHDEBLK	134	AA-DLG7-30W	22	AA-DLNWS6-CSW	16
AA-BHDEW	134	AA-DLG7-40BLK	22	AA-DLNWS8-CSBLK	16
AA-CT100BLK	62	AA-DLG7-40W	22	AA-DLNWS8-CSW	16

For full terms & conditions visit auroralighting.co.za

Index

Cat.No.	Pg.	Cat.No.	Pg.	Cat.No.	Pg.
AA-DLR412-40BLK	18	AA-EMA328P-D	174	AA-FEV-DLU6-40BLK	42
AA-DLR412-40W	18	AA-EMA328P-DL	174	AA-FEV-DLU6-40W	42
AA-DLR620-40BLK	18	AA-EMA328P-DR	174	AA-FEV-LU12-30BLK	38
AA-DLR620-40W	18	AA-EMA328P-L	174	AA-FEV-LU12-30W	38
AA-DLR7430-40BLK	18	AA-EMA328P-R	174	AA-FEV-LU12-40BLK	38
AA-DLR7430-40W	18	AA-EMA328P-U	174	AA-FEV-LU12-40W	38
AA-DLR8940-40BLK	18	AA-EMA328P-UL	174	AA-FEV-LU18-30BLK	38
AA-DLR8940-40W	18	AA-EMA328P-UR	174	AA-FEV-LU18-30W	38
AA-DSPLD	183	AA-EMA328P-W	174	AA-FEV-LU18-40BLK	38
AA-DV0-10100-CV	181	AA-EMA328REC	174	AA-FEV-LU18-40W	38
AA-DV0-10150-CV	181	AA-EMA328SUS	174	AA-FEV-LU24-30BLK	38
AA-DV0-1075-CV	181	AA-EMA328TRA	174	AA-FEV-LU24-30W	38
AA-DV10024-CV	180	AA-EMDL6	173	AA-FEV-LU24-40BLK	38
AA-DV15024-CV	180	AA-EMDL6ACC	173	AA-FEV-LU24-40W	38
AA-DV1502448-CV-IP	180	AA-EMLD2A	172	AA-FEV-LU30-30BLK	38
AA-DV20024-CV	180	AA-EMLD2ACC140	172	AA-FEV-LU30-30W	38
AA-DV2402448-CV-IP	180	AA-EMLD2ACC80	172	AA-FEV-LU30-40BLK	38
AA-DV3202448-CV-IP	180	AA-EMLGHE27	84	AA-FEV-LU30-40W	38
AA-DV3624-CV	180	AA-FEV-DLU12-30BLK	42	AA-FEV-LU6-30BLK	38
AA-DV4824-CV	180	AA-FEV-DLU12-30W	42	AA-FEV-LU6-30W	38
AA-DV7224-CV	180	AA-FEV-DLU12-40BLK	42	AA-FEV-LU6-40BLK	38
AA-DVT150-CV	181	AA-FEV-DLU12-40W	42	AA-FEV-LU6-40W	38
AA-DVT36-CV	181	AA-FEV-DLU18-30BLK	42	AA-FEV-LU60-30BLK	38
AA-DVT75-CV	181	AA-FEV-DLU18-30W	42	AA-FEV-LU60-30W	38
AA-EM2124BLK	175	AA-FEV-DLU18-40BLK	42	AA-FEV-LU60-40BLK	38
AA-EM2124W	175	AA-FEV-DLU18-40W	42	AA-FEV-LU60-40W	38
AA-EM212ACC	175	AA-FEV-DLU6-30BLK	42	AA-FEV-PA10-30BLK	48
AA-EM3283	174	AA-FEV-DLU6-30W	42	AA-FEV-PA10-30W	48

For full terms & conditions visit auroralighting.co.za

Index

Cat.No.	Pg.	Cat.No.	Pg.	Cat.No.	Pg.
AA-FEV-PA10-40BLK	48	AA-FEV-SL40-40BLK	40	AA-FEV-TR2W	52
AA-FEV-PA10-40W	48	AA-FEV-SL40-40W	40	AA-FEV-TR3BLK	52
AA-FEV-PB10-30BLK	48	AA-FEV-TA-ECBLK	52	AA-FEV-TR3W	52
AA-FEV-PB10-30W	48	AA-FEV-TA-ECW	52	AA-FEV-TS1015-30BLK	46
AA-FEV-PB10-40BLK	48	AA-FEV-TA-FSJBLK	52	AA-FEV-TS1015-30W	46
AA-FEV-PB10-40W	48	AA-FEV-TA-FSJW	52	AA-FEV-TS1015-40BLK	46
AA-FEV-PC7-30BLK	50	AA-FEV-TA-LCBLK	52	AA-FEV-TS1015-40W	46
AA-FEV-PC7-30W	50	AA-FEV-TA-LCW	52	AA-FEV-TS1024-30BLK	46
AA-FEV-PC7-40BLK	50	AA-FEV-TA-RHLBLK	52	AA-FEV-TS1024-30W	46
AA-FEV-PC7-40W	50	AA-FEV-TA-RHLW	52	AA-FEV-TS1024-40BLK	46
AA-FEV-PD7-30BLK	50	AA-FEV-TA-RTBLK	52	AA-FEV-TS1024-40W	46
AA-FEV-PD7-30W	50	AA-FEV-TA-RTW	52	AA-FEV-TS1036-30BLK	46
AA-FEV-PD7-40BLK	50	AA-FEV-TA-RVLBLK	52	AA-FEV-TS1036-30W	46
AA-FEV-PD7-40W	50	AA-FEV-TA-RVLW	52	AA-FEV-TS1036-40BLK	46
AA-FEV-SL10-30BLK	40	AA-FEV-TA-SHLBLK	52	AA-FEV-TS1036-40W	46
AA-FEV-SL10-30W	40	AA-FEV-TA-SHLW	52	AA-FEV-TS1515-30BLK	46
AA-FEV-SL10-40BLK	40	AA-FEV-TA-SJBLK	52	AA-FEV-TS1515-30W	46
AA-FEV-SL10-40W	40	AA-FEV-TA-SJW	52	AA-FEV-TS1515-40BLK	46
AA-FEV-SL20-30BLK	40	AA-FEV-TA-SK	52	AA-FEV-TS1515-40W	46
AA-FEV-SL20-30W	40	AA-FEV-TA-SM05BLK	52	AA-FEV-TS1524-30BLK	46
AA-FEV-SL20-40BLK	40	AA-FEV-TA-SM05W	52	AA-FEV-TS1524-30W	46
AA-FEV-SL20-40W	40	AA-FEV-TA-SM20BLK	52	AA-FEV-TS1524-40BLK	46
AA-FEV-SL30-30BLK	40	AA-FEV-TA-SM20W	52	AA-FEV-TS1524-40W	46
AA-FEV-SL30-30W	40	AA-FEV-TA-TCBLK	52	AA-FEV-TS1536-30BLK	46
AA-FEV-SL30-40BLK	40	AA-FEV-TA-TCW	52	AA-FEV-TS1536-30W	46
AA-FEV-SL30-40W	40	AA-FEV-TR1BLK	52	AA-FEV-TS1536-40BLK	46
AA-FEV-SL40-30BLK	40	AA-FEV-TR1W	52	AA-FEV-TS1536-40W	46
AA-FEV-SL40-30W	40	AA-FEV-TR2BLK	52	AA-FEV-TS1BLK	52

For full terms & conditions visit auroralighting.co.za

Index

Cat.No.	Pg.	Cat.No.	Pg.	Cat.No.	Pg.
AA-FEV-TS1W	52	AA-FEV-TS3W	52	AA-FLH2050-CS	124
AA-FEV-TS2015-30BLK	46	AA-FEV-TS515-30BLK	44	AA-FLH60-100-CS	124
AA-FEV-TS2015-30W	46	AA-FEV-TS515-30W	44	AA-FLSE2-30BLK	150
AA-FEV-TS2015-40BLK	46	AA-FEV-TS515-40BLK	44	AA-FLSE2-30W	150
AA-FEV-TS2015-40W	46	AA-FEV-TS515-40W	44	AA-FLSE2-40BLK	150
AA-FEV-TS2024-30BLK	46	AA-FEV-TS524-30BLK	44	AA-FLSE2-40W	150
AA-FEV-TS2024-30W	46	AA-FEV-TS524-30W	44	AA-HBB130-40	120
AA-FEV-TS2024-40BLK	46	AA-FEV-TS524-40BLK	44	AA-HBB170-40	120
AA-FEV-TS2024-40W	46	AA-FEV-TS524-40W	44	AA-HBB90-40	120
AA-FEV-TS2036-30BLK	46	AA-FEV-TS536-30BLK	44	AA-HBDH	120
AA-FEV-TS2036-30W	46	AA-FEV-TS536-30W	44	AA-HBDH-R	120
AA-FEV-TS2036-40BLK	46	AA-FEV-TS536-40BLK	44	AA-IDWS2140-CS	128
AA-FEV-TS2036-40W	46	AA-FEV-TS536-40W	44	AA-IDWS4070-CS	128
AA-FEV-TS2BLK	52	AA-FEV-TS715-30BLK	44	AA-LHBB	116
AA-FEV-TS2W	52	AA-FEV-TS715-30W	44	AA-LHBWS20X80-40	116
AA-FEV-TS315-30BLK	44	AA-FEV-TS715-40BLK	44	AA-LHBWS90-40	116
AA-FEV-TS315-30W	44	AA-FEV-TS715-40W	44	AA-LL12	102
AA-FEV-TS315-40BLK	44	AA-FEV-TS724-30BLK	44	AA-LL15	102
AA-FEV-TS315-40W	44	AA-FEV-TS724-30W	44	AA-LL6	102
AA-FEV-TS324-30BLK	44	AA-FEV-TS724-40BLK	44	AA-LNV1240-CS	106
AA-FEV-TS324-30W	44	AA-FEV-TS724-40W	44	AA-LNV1550-CS	106
AA-FEV-TS324-40BLK	44	AA-FEV-TS736-30BLK	44	AA-LNV620-CS	106
AA-FEV-TS324-40W	44	AA-FEV-TS736-30W	44	AA-LNVA-CS-L	106
AA-FEV-TS336-30BLK	44	AA-FEV-TS736-40BLK	44	AA-LNVA-CS-T	106
AA-FEV-TS336-30W	44	AA-FEV-TS736-40W	44	AA-LNVA-CS-V	106
AA-FEV-TS336-40BLK	44	AA-FLH120200-CS	124	AA-LNVA-CS-X	106
AA-FEV-TS336-40W	44	AA-FLH180300-CS	124	AA-LNVA-CS-Y	106
AA-FEV-TS3BLK	52	AA-FLH200400-CS	124	AA-MED1260-40	92

For full terms & conditions visit auroralighting.co.za

Index

Cat.No.	Pg.	Cat.No.	Pg.	Cat.No.	Pg.
AA-MED6060-40	92	AA-RLJ6WS-30B	100	AA-ST10150-40	162
AA-MGU101BLK	32	AA-RLJ6WS-40-B	100	AA-ST10150-50	162
AA-MGU101W	32	AA-RLS12WS-30B	100	AA-ST10150-65	162
AA-MGU102BLK	32	AA-RLS12WS-40B	100	AA-ST10150C-30	156
AA-MGU102W	32	AA-RLS15WS-30B	100	AA-ST10150C-40	156
AA-MGU103BLK	32	AA-RLS15WS-40B	100	AA-ST10150C-50	156
AA-MGU103W	32	AA-RLS6WS-30B	100	AA-ST10150C-65	156
AA-PD32018-30BG	70	AA-RLS6WS-40B	100	AA-ST10160CCX	158
AA-PD32018-30W	70	AA-SC-21-12A	178	AA-ST108CIP-30	155
AA-PD40025-30BG	70	AA-SC-31-12A	178	AA-ST108CIP-40	155
AA-PD40025-30W	70	AA-SC-51-20A	178	AA-ST108CIP-50	155
AA-PDG100-B	72	AA-SC-51-30A	178	AA-ST108CIP-65	155
AA-PDG100-W	72	AA-SC-51WP-12A	178	AA-ST1096UL-30	164
AA-PDG240-B	72	AA-SC-GW	179	AA-ST1096UL-40	164
AA-PDG240-W	72	AA-SC-R-3	178	AA-ST1096UL-50	164
AA-PDG300-B	72	AA-SC-R-4	178	AA-ST1096UL-65	164
AA-PDG300-W	72	AA-SC-R-8	178	AA-ST1096ULIP-30	165
AA-PDG500-B	72	AA-SC-SC-6A	178	AA-ST1096ULIP-40	165
AA-PDG500-W	72	AA-SHBA120	116	AA-ST1096ULIP-50	165
AA-PT15-30BG	68	AA-SHBA60	118	AA-ST1096ULIP-65	165
AA-PT15-30W	68	AA-SHBWS7515-50	118	AA-ST12110IP-30	163
AA-RLA-CT	100	AA-SM115B	34	AA-ST12110IP-40	163
AA-RLA-EC	100	AA-SM115W	34	AA-ST12110IP-50	163
AA-RLA-MC	100	AA-SN-RC-PIR	184	AA-ST12110IP-65	163
AA-RLJ12WS-30B	100	AA-SN-SM-ER-PIR	184	AA-ST12150CIP-30	157
AA-RLJ12WS-40B	100	AA-SN-SM-MW	184	AA-ST12150CIP-40	157
AA-RLJ15WS-30B	100	AA-SN-SM-PIR	184	AA-ST12150CIP-50	157
AA-RLJ15WS-40B	100	AA-ST10150-30	162	AA-ST12150CIP-65	157

For full terms & conditions visit auroralighting.co.za

Index

Cat.No.	Pg.	Cat.No.	Pg.	Cat.No.	Pg.
AA-ST12160CRGBW-30	159	AA-STA8CB	154	AA-TR3CRT3W	65
AA-ST12160CRGBW-40	159	AA-STA8CC	154	AA-TR3CRTACBLK	65
AA-ST838-30	166	AA-STA8CD	154	AA-TR3CRTACW	65
AA-ST838-40	166	AA-STA8SA	166	AA-TR3CRTFCBLK	65
AA-ST838-50	166	AA-STA8SB	166	AA-TR3CRTFCW	65
AA-ST838-65	166	AA-STA8SC	166	AA-TR3SBLK	65
AA-ST88C-30	154	AA-TD100	183	AA-TR3SW	65
AA-ST88C-40	154	AA-TD250	183	AA-TRA1DEBLK	64
AA-ST88C-50	154	AA-TD500	183	AA-TRA1DEW	64
AA-ST88C-65	154	AA-TP1234-40	112	AA-TRA1FCBLK	64
AA-STA10CA	156	AA-TP1234-40EM	112	AA-TRA1FCW	64
AA-STA10CB	156	AA-TP1550-40	112	AA-TRA1FUBLK	64
AA-STA10CC	156	AA-TP1550-40EM	112	AA-TRA1FUW	64
AA-STA10CD	156	AA-TPEM	112	AA-TRA1LBLK	64
AA-STA10CXA	158	AA-TPMS	112	AA-TRA1LW	64
AA-STA10CXB	158	AA-TPPIR	112	AA-TRA1SCBLK	64
AA-STA10CXC	158	AA-TR11BLK	64	AA-TRA1SCW	64
AA-STA10CXD	158	AA-TR11W	64	AA-TRA1TBLK	64
AA-STA10IP	155	AA-TR12BLK	64	AA-TRA1TW	64
AA-STA10SA	162	AA-TR12W	64	AA-TRA1XBLK	64
AA-STA10SB	162	AA-TR13BLK	64	AA-TRA1XW	64
AA-STA10SC	162	AA-TR13W	64	AA-TRA3CRTCBLK	65
AA-STA12CRGBWA	159	AA-TR1S	64	AA-TRA3CRTDEBLK	65
AA-STA12CRGBWB	159	AA-TR3CRT1-BLK	65	AA-TRA3CRTDEW	65
AA-STA12CRGBWC	159	AA-TR3CRT1W	65	AA-TRA3CRTFUBLK	65
AA-STA12CRGBWD	159	AA-TR3CRT2-BLK	65	AA-TRA3CRTFUW	65
AA-STA12IP	157	AA-TR3CRT2W	65	AA-TRA3CRTLABLK	65
AA-STA8CA	154	AA-TR3CRT3-BLK	65	AA-TRA3CRTLAW	65

For full terms & conditions visit auroralighting.co.za

Index

Cat.No.	Pg.	Cat.No.	Pg.	Cat.No.	Pg.
AA-TRA3CRTLRLBLK	65	AA-TSA329036-30W	60	AA-TSZ288036-30BLK	56
AA-TRA3CRTLRLW	65	AA-TSA329036-35BLK	60	AA-TSZ288036-30W	56
AA-TRA3CRTSCW	65	AA-TSA329036-35W	60	AA-TSZ288036-35BLK	56
AA-TRA3CRTTABLK	65	AA-TSA329036-40BLK	60	AA-TSZ288036-35W	56
AA-TRA3CRTTAW	65	AA-TSA329036-40W	60	AA-TSZ288036-40BLK	56
AA-TRA3CRTTRBLK	65	AA-TSAA2415	60	AA-TSZ288036-40W	56
AA-TRA3CRTTRW	65	AA-TSAA2424	60	AA-TSZ289036-30BLK	56
AA-TRA3CRTXBLK	65	AA-TSAA2436	60	AA-TSZ289036-30W	56
AA-TRA3CRTXW	65	AA-TSAA2460	60	AA-TSZ289036-35BLK	56
AA-TSA248036-30BLK	60	AA-TSAA3215	60	AA-TSZ289036-35W	56
AA-TSA248036-30W	60	AA-TSAA3224	60	AA-TSZ289036-40BLK	56
AA-TSA248036-35BLK	60	AA-TSAA3236	60	AA-TSZ289036-40W	56
AA-TSA248036-35W	60	AA-TSAA3260	60	AA-TSZA2824	56
AA-TSA248036-40BIK	60	AA-TSR328036-30BLK	58	AA-TSZA2836	56
AA-TSA248036-40W	60	AA-TSR328036-30W	58	AA-TSZA2850	56
AA-TSA249036-30BLK	60	AA-TSR328036-35BLK	58	AA-WL10-CS	146
AA-TSA249036-30W	60	AA-TSR328036-35W	58	AA-WL18-CS	146
AA-TSA249036-35BLK	60	AA-TSR328036-40BLK	58	AA-WLCD10-30	138
AA-TSA249036-35W	60	AA-TSR328036-40W	58	AA-WLCD10-40	138
AA-TSA249036-40BLK	60	AA-TSR329036-30BLK	58	AA-WLCD15-30	138
AA-TSA249036-40W	60	AA-TSR329036-30W	58	AA-WLCD15-40	138
AA-TSA328036-30BLK	60	AA-TSR329036-35BLK	58	AA-WLCUD18-30	138
AA-TSA328036-30W	60	AA-TSR329036-35W	58	AA-WLCUD18-40	138
AA-TSA328036-35BLK	60	AA-TSR329036-40BLK	58	AA-WLCUD25-30	138
AA-TSA328036-35W	60	AA-TSR329036-40W	58	AA-WLCUD25-40	138
AA-TSA328036-40BLK	60	AA-TSRA3224	58	AA-WLE15-30BLK	144
AA-TSA328036-40W	60	AA-TSRA3236	58	AA-WLE15-30W	144
AA-TSA329036-30BLK	60	AA-TSRA3250	58	AA-WLE15-40BLK	144

For full terms & conditions visit auroralighting.co.za

Index

Cat.No.	Pg.	Cat.No.	Pg.	Cat.No.	Pg.
AA-WLE15-40W	144	EN-CH1001	169	EN-CWS1	14
AA-WLE8-30BLK	144	EN-CH1002	169	EN-DCNDB225-27	88
AA-WLE8-30W	144	EN-CH100EC1	169	EN-DCNDE145-27	88
AA-WLE8-40BLK	144	EN-CH100EC2	169	EN-DCNDE275-27	88
AA-WLE8-40W	144	EN-CH1011	169	EN-DG45B225-27	88
AA-WLG102-W	142	EN-CH1012	169	EN-DG45E145-27	88
AA-WLG150-B	142	EN-CH101EC1	169	EN-DG45E275-27	88
AA-WLG150-W	142	EN-CH101EC2	169	EN-DGLSB229-27	86
AA-WLG176-B	142	EN-CH1021	169	EN-DGLSE279-27	86
AA-WLG176-W	142	EN-CH1022	169	EN-DGU005-27	76
AA-WLPM20-40	140	EN-CH102EC1	169	EN-DGU005-30	76
AA-WLPM27-40	140	EN-CH102EC2	169	EN-DGU005-40	76
AA-WLW5-30BLK	148	EN-CH1031	169	EN-DGU005-64	76
AA-WLW5-30W	148	EN-CH1032	169	EN-DGU005H-27	78
AA-WLW5-40BLK	148	EN-CH103EC1	169	EN-DGU005H-30	78
AA-WLW5-40W	148	EN-CH103EC2	169	EN-DGU005H-40	78
AA-WLW8-30BLK	148	EN-CH1041	169	EN-DGU1024H-30	80
AA-WLW8-30W	148	EN-CH1042	169	EN-DGU1024H-40	80
AA-WLW8-40BLK	148	EN-CH104EC1	169	EN-DGU1038-30	80
AA-WLW8-40W	148	EN-CH104EC2	169	EN-DGU1038-40	80
AA-WPWS3060-CS	130	EN-CHC1	169	EN-DLM356W	24
AA-WPWS60100-CS	130	EN-CHC2	169	EN-DLM357SN	24
AC5053WE3	183	EN-CHPC1CL1	169	EN-DLM357W	24
AC5053WE3-BLK	183	EN-CHPC1CL2	169	EN-DLM411W	24
AU-EM6GLSB227-30	84	EN-CHPC1FR1	169	EN-DLM611MW	24
AU-EM6GLSE277-30	84	EN-CHPC1FR2	169	EN-GLSB2215-30	86
AU-EMGU05-30	82	EN-CHPC2FR1	169	EN-GLSB2215-40	86
AU-EMGU05-40	82	EN-CHPC2FR2	169	EN-GLSB229-30	86

For full terms & conditions visit auroralighting.co.za

Index

Cat.No.	Pg.	Cat.No.	Pg.	Cat.No.	Pg.
EN-GLSB229-40	86	EN-LPB1260B-50	94	SV-AZ4515-30	98
EN-GLSE2715-30	86	EN-LPB6060B-40	94	SV-AZ4515-40	98
EN-GLSE2715-40	86	EN-LPB6060B-50	94	SV-AZ4515BLK-30	98
EN-GLSE279-30	86	EN-RSP345-30	20	SV-AZ4515BLK-40	98
EN-GLSE279-40	86	EN-RSP345-40	20	SV-AZ45DEG	98
EN-GU005-27	78	EN-RSP345BLK-30	20	SV-AZ6015-30	98
EN-GU005-30	78	EN-RSP345BLK-40	20	SV-AZ6015-40	98
EN-GU005-40	78	EN-ST224-27	167	SV-AZ6015BLK-30	98
EN-GU005-64	78	EN-ST224-30	167	SV-AZ6015BLK-40	98
EN-HBD-AR-L	120	EN-ST224-40	167	SV-AZBEND90	98
EN-HBD-AR-M	120	EN-ST224-60	167	SV-AZCLIP70	98
EN-HBD-PR-L	120	EN-ST224-BLU	167	SV-AZCROSS	98
EN-HBD-PR-M	120	EN-ST224A	167	SV-AZTEE	98
EN-HBD120A	120	EN-ST224B	167	SV-LRS-350-24	180
EN-HBD120B	120	EN-ST224C	167	SV-SM103B	94
EN-HBD60A	120	EN-ST224RGB	160	SV-SM106B	94
EN-HBD60B	120	EN-ST324B-30	168	SV-SM107B	94
EN-HBD90A	120	EN-ST324B-40	168		
EN-HBD90B	120	EN-ST324B-60	168		
EN-HBDMB1	120	EN-ST324B-BLU	168		
EN-HBDMB2	120	EN-ST80RGBCX	161		
EN-HBDMS	116	EN-STIPCKB	168		
EN-HBDMSC	118	EN-STRGBA	160		
EN-HBDRC	120	EN-STRGBB	160		
EN-HBDRMSC	120	EN-STRGBC	160		
EN-LPB1230B-40	94	EN-STRGBCXA	161		
EN-LPB1230B-50	94	EN-STRGBCXB	161		
EN-LPB1260B-40	94	EN-STRGBCXC	161		


For full terms & conditions visit auroralighting.co.za



AURORA AFRICA

Aurora Place, Turnberry Office Park, Cnr. Cumberland Ave & Grosvenor Rd,
Bryanston, Sandton, Gauteng, 2191, South Africa

Tel: +27 11 234 4878



**SCAN TO VISIT
AURORA WEBSITE**



auroralighting.co.za